

FAST FACTS: 2019-2020

ENROLLMENT

16,741 **9,466**
TOTAL HEADCOUNT STATE-FUNDED HEADCOUNT

8,851 **5,118**
TOTAL FTEs STATE-FUNDED FTEs

ENROLLMENT BY INSTRUCTIONAL AREA

Transitional Studies.. 17%
Career Technical 34%
College Transfer..... 47%
Other..... 2%

STUDENTS SERVED

- » International Students..... 1,531
- » Veterans..... 614
- » Running Start Students ... 2,282
- » Applied Baccalaureate Students..... 675
- » Students with Reported Disabilities 481

HIGHEST ENROLLED PROGRAMS

- 1 ASSOCIATE IN ARTS-DTA
- 2 AAS-T IT SYSTEMS & SECURITY
- 3 ASSOCIATE IN BUSINESS-DTA
- 4 ASSOCIATE IN PRE-NURSING-DTA
- 5 AAA-BUSINESS MANAGEMENT
- 5 BACHELOR'S IN CYBERSECURITY & NETWORKING

STUDENT/FACULTY RATIO


  **21:1**

TOTAL DEGREE & CERTIFICATES 3,267

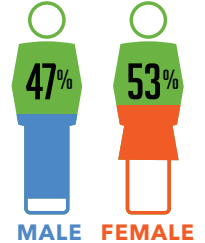
- » Applied Baccalaureate..... 192
- » 2-Years Transfer Associate Degrees 1,343
- » 2-Year Career Technical Degrees 402
- » Career Technical Certificate..... 1,048
- » High School Completion..... 282

STUDENT CHARACTERISTICS

MEDIAN AGE 21



47% **53%**
MALE FEMALE



67% **62%** **26%** **25%**
STUDY FULL TIME DEGREE SEEKING STUDENTS WITH CHILDREN FIRST GENERATION

DIVERSITY

WHITE 41%

ASIAN 23%

HISPANIC, ANY RACE 14%

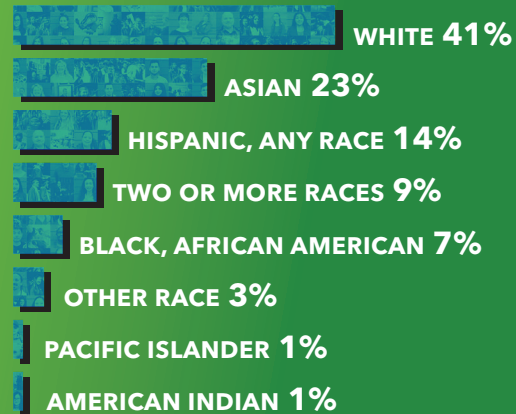
TWO OR MORE RACES 9%

BLACK, AFRICAN AMERICAN 7%

OTHER RACE 3%

PACIFIC ISLANDER 1%

AMERICAN INDIAN 1%



34% ELIGIBLE STUDENTS RECEIVED NEED-BASED FINANCIAL AID



GRC EMPLOYEES

176 FULL-TIME FACULTY
Female: 50%
Of Color: 22%

328 PART-TIME FACULTY
Female: 51%
Of Color: 17%

204 CLASSIFIED STAFF
Female: 65%
Of Color: 27%

154 EXEMPT STAFF
Female: 64%
Of Color: 35%

21 ADMINISTRATORS
Female: 76%
Of Color: 14%

