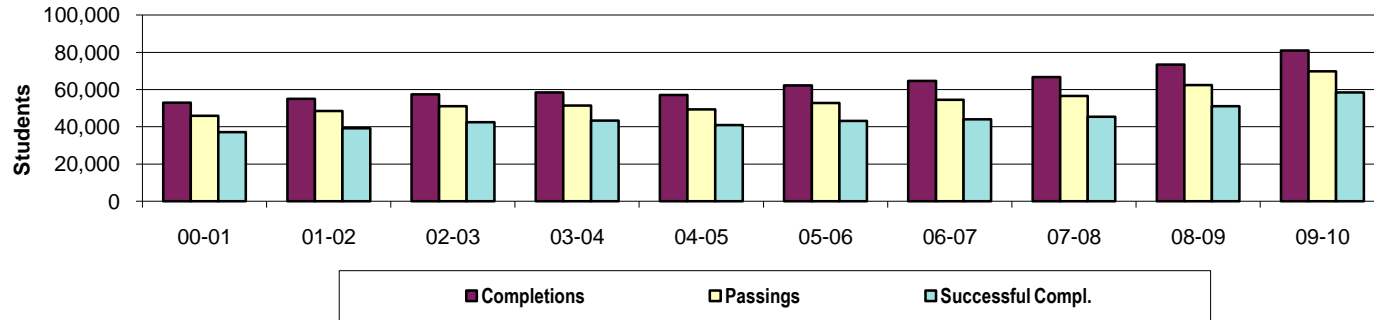


Green River Community College Annual Completions College Total



<u>Year</u>	<u>00-01</u>	<u>01-02</u>	<u>02-03</u>	<u>03-04</u>	<u>04-05</u>	<u>05-06</u>	<u>06-07</u>	<u>07-08</u>	<u>08-09</u>	<u>09-10</u>
Total grades	56,969	59,196	61,208	62,703	59,987	64,955	67,568	69,562	76,420	84,175
Completions	52,866	55,005	57,404	58,427	57,011	62,201	64,606	66,641	73,348	80,928
Passings	45,919	48,443	50,996	51,434	49,308	52,846	54,471	56,476	62,385	69,802
Successful Compl.	37,059	39,165	42,512	43,360	40,970	43,206	43,981	45,415	51,091	58,500
% Completions	92.8%	92.9%	93.8%	93.2%	95.0%	95.8%	95.6%	95.8%	96.0%	96.1%
% Passings	80.6%	81.8%	83.3%	82.0%	82.2%	81.4%	80.6%	81.2%	81.6%	82.9%
% Successful Compl.	65.1%	66.2%	69.5%	69.2%	68.3%	66.5%	65.1%	65.3%	66.9%	69.5%

Source: SBCTC (TRANSCRIPTS);

Completion: decimal grade between 0 and 4 (excl. W), or grade = P(passing) or NC(No credit)

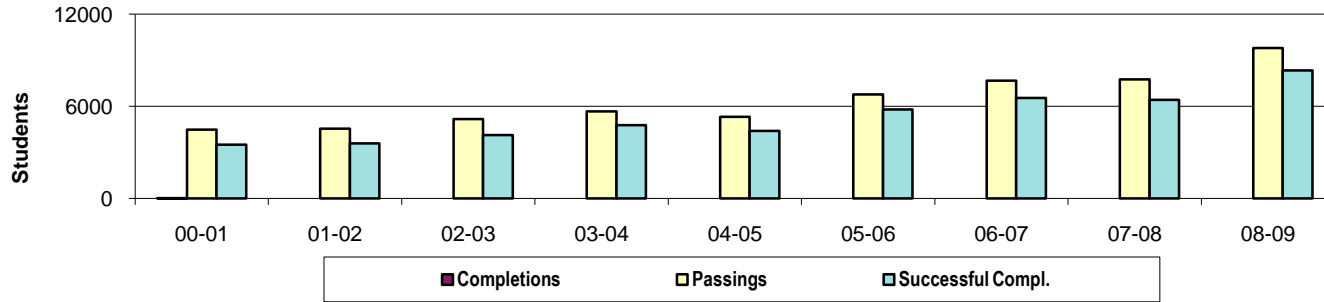
Passing: decimal grade is 0.7 or higher, or grade = P

Successful Completion: decimal grade is 2.0 or higher (Academic Standard)

Last updated on September 17, 2010

GRCC • Research and Planning Office • Loan Spencer

Green River Community College Summer Quarter - Completions College Total



<u>Summer</u>	<u>00-01</u>	<u>01-02</u>	<u>02-03</u>	<u>03-04</u>	<u>04-05</u>	<u>05-06</u>	<u>06-07</u>	<u>07-08</u>	<u>08-09</u>	<u>09-10</u>
Total grades	5,627	5,595	6,161	6,950	6,606	8,043	9,114	9,307	11,677	11,553
Completions	5,285	5,283	5,863	6,601	6,241	7,751	8,788	8,966	11,278	11,184
Passings	4,473	4,543	5,170	5,668	5,316	6,778	7,673	7,761	9,808	9,973
Successful Compl.	3,495	3,569	4,128	4,773	4,390	5,795	6,551	6,408	8,345	8,801
% Completions	93.9%	94.4%	95.2%	95.0%	94.5%	96.4%	96.4%	96.3%	96.6%	96.8%
% Passings	79.5%	81.2%	83.9%	81.6%	80.5%	84.3%	84.2%	83.4%	84.0%	86.3%
% Successful Compl.	62.1%	63.8%	67.0%	68.7%	66.5%	72.1%	71.9%	68.9%	71.5%	76.2%

Source: SBCTC (TRANSCRIPTS);

Completion: decimal grade between 0 and 4 (excl. W), or grade = P(passing) or NC(No credit)

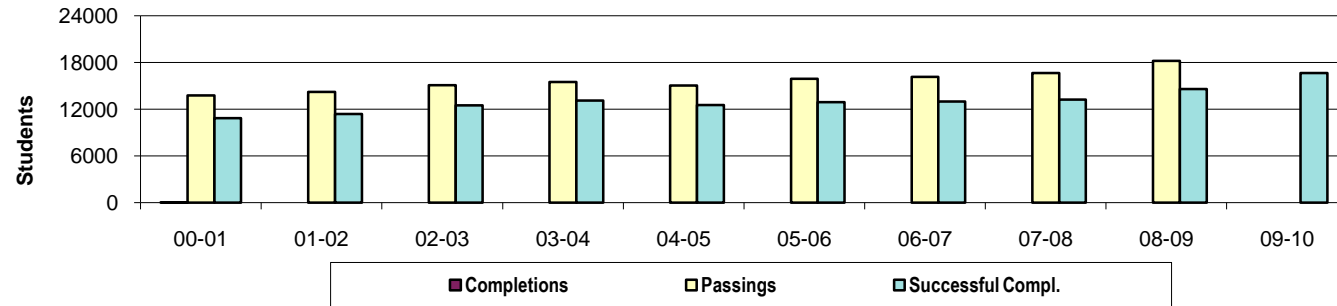
Passing: decimal grade is 0.7 or higher, or grade = P

Successful Completion: decimal grade is 2.0 or higher (Academic Standard)

Last updated on September 17, 2010

GRCC • Research and Planning Office • Loan Spencer

Green River Community College Fall Quarter - Completions College Total



Fall	00-01	01-02	02-03	03-04	04-05	05-06	06-07	07-08	08-09	09-10
Total grades	17,192	17,554	18,044	18,685	18,129	19,683	20,343	20,432	22,431	24,241
Completions	15,965	16,450	17,082	17,567	17,350	18,831	19,392	19,632	21,625	23,364
Passings	13,773	14,235	15,071	15,513	15,036	15,923	16,148	16,647	18,192	20,013
Successful Compl.	10,862	11,398	12,509	13,095	12,538	12,928	12,974	13,248	14,613	16,664
% Completions	92.9%	93.7%	94.7%	94.0%	95.7%	95.7%	95.3%	96.1%	96.4%	96.4%
% Passings	80.1%	81.1%	83.5%	83.0%	82.9%	80.9%	79.4%	81.5%	81.1%	82.6%
% Successful Compl.	63.2%	64.9%	69.3%	70.1%	69.2%	65.7%	63.8%	64.8%	65.1%	68.7%

Source: SBCTC (TRANSCRIPTS);

Completion: decimal grade between 0 and 4 (excl. W), or grade = P (passing) or NC (No credit)

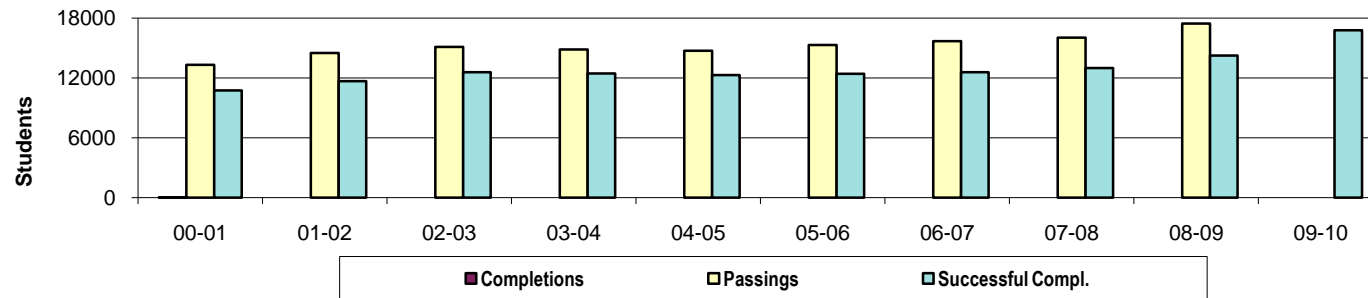
Passing: decimal grade is 0.7 or higher, or grade = P

Successful Completion: decimal grade is 2.0 or higher (Academic Standard)

Last updated on September 17, 2010

GRCC • Research and Planning Office • Loan Spencer

Green River Community College Winter Quarter - Completions College Total



Winter	00-01	01-02	02-03	03-04	04-05	05-06	06-07	07-08	08-09	09-10
Total grades	16,379	17,529	17,950	17,867	17,774	18,854	19,374	19,732	21,225	24,281
Completions	15,251	16,292	16,873	16,768	16,878	18,026	18,497	18,892	20,378	23,320
Passings	13,304	14,498	15,106	14,854	14,725	15,286	15,666	16,036	17,436	20,152
Successful Compl.	10,749	11,662	12,574	12,451	12,278	12,420	12,551	12,983	14,231	16,772
% Completions	93.1%	92.9%	94.0%	93.8%	95.0%	95.6%	95.5%	95.7%	96.0%	96.0%
% Passings	81.2%	82.7%	84.2%	83.1%	82.8%	81.1%	80.9%	81.3%	82.1%	83.0%
% Successful Compl.	65.6%	66.5%	70.1%	69.7%	69.1%	65.9%	64.8%	65.8%	67.0%	69.1%

Source: SBCTC (TRANSCRIPTS);

Completion: decimal grade between 0 and 4 (excl. W), or grade = P(passing) or NC(No credit)

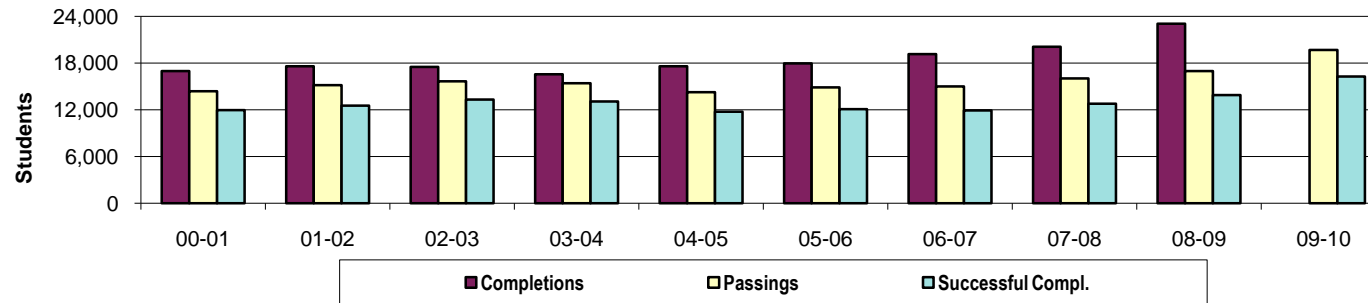
Passing: decimal grade is 0.7 or higher, or grade = P

Successful Completion: decimal grade is 2.0 or higher (Academic Standard)

Last updated on September 17, 2010

GRCC • Research and Planning Office • Loan Spencer

Green River Community College Spring Quarter - Completions College Total



<u>Spring</u>	<u>00-01</u>	<u>01-02</u>	<u>02-03</u>	<u>03-04</u>	<u>04-05</u>	<u>05-06</u>	<u>06-07</u>	<u>07-08</u>	<u>08-09</u>	<u>09-10</u>
Total grades	17,771	18,518	19,053	19,201	17,478	18,375	18,737	20,091	21,087	24,100
Completions	16,365	16,980	17,586	17,491	16,542	17,593	17,929	19,151	20,067	23,060
Passings	14,369	15,167	15,649	15,399	14,231	14,859	14,984	16,032	16,949	19,664
Successful Compl.	11,953	12,536	13,301	13,041	11,764	12,063	11,905	12,776	13,902	16,263
% Completions	92.1%	91.7%	92.3%	91.1%	94.6%	95.7%	95.7%	95.3%	95.2%	95.7%
% Passings	80.9%	81.9%	82.1%	80.2%	81.4%	80.9%	80.0%	79.8%	80.4%	81.6%
% Successful Compl.	67.3%	67.7%	69.8%	67.9%	67.3%	65.6%	63.5%	63.6%	65.9%	67.5%

Source: SBCTC (TRANSCRIPTS);

Completion: decimal grade between 0 and 4 (excl. W), or grade = P(passing) or NC(No credit)

Passing: decimal grade is 0.7 or higher, or grade = P

Successful Completion: decimal grade is 2.0 or higher (Academic Standard)

Last updated on September 17, 2010

GRCC • Research and Planning Office • Loan Spencer