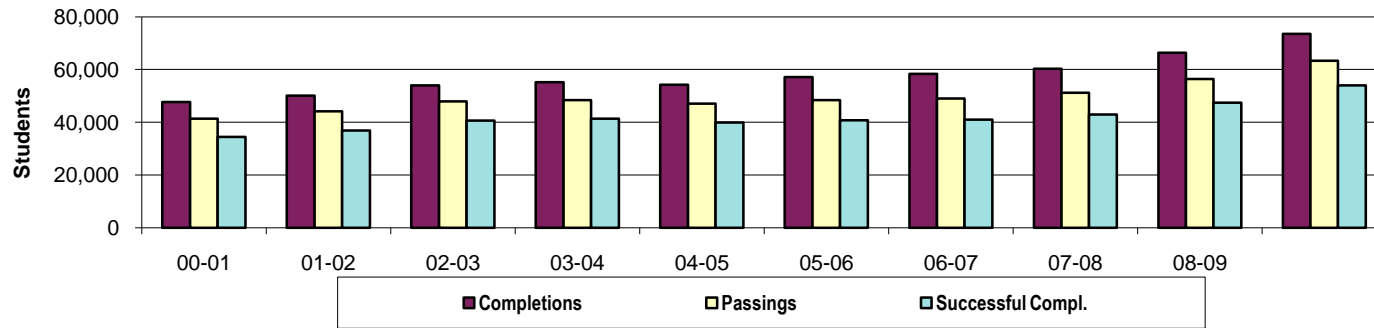


Green River Community College
Annual Completions
 State-Supported



<u>Year</u>	<u>00-01</u>	<u>01-02</u>	<u>02-03</u>	<u>03-04</u>	<u>04-05</u>	<u>05-06</u>	<u>06-07</u>	<u>07-08</u>	<u>08-09</u>	<u>09-10</u>
Total grades	51,323	53,747	57,372	58,886	57,129	59,835	61,155	63,135	69,343	76,698
Completions	47,601	50,042	53,991	55,189	54,231	57,132	58,292	60,330	66,339	73,535
Passings	41,306	44,184	47,906	48,432	47,000	48,423	48,971	51,124	56,356	63,371
Successful Compl.	34,441	36,810	40,561	41,387	39,946	40,715	41,006	42,924	47,371	53,974
% Completions	92.7%	93.1%	94.1%	93.7%	94.9%	95.5%	95.3%	95.6%	95.7%	95.9%
% Passings	80.5%	82.2%	83.5%	82.2%	82.3%	80.9%	80.1%	81.0%	81.3%	82.6%
% Successful Compl.	67.1%	68.5%	70.7%	70.3%	69.9%	68.0%	67.1%	68.0%	68.3%	70.4%

Source: SBCTC (TRANSCRIPTS); STUCLASS/FS=1

Completion: decimal grade between 0 and 4 (excl. W), or grade = P(passing) or NC(No credit)

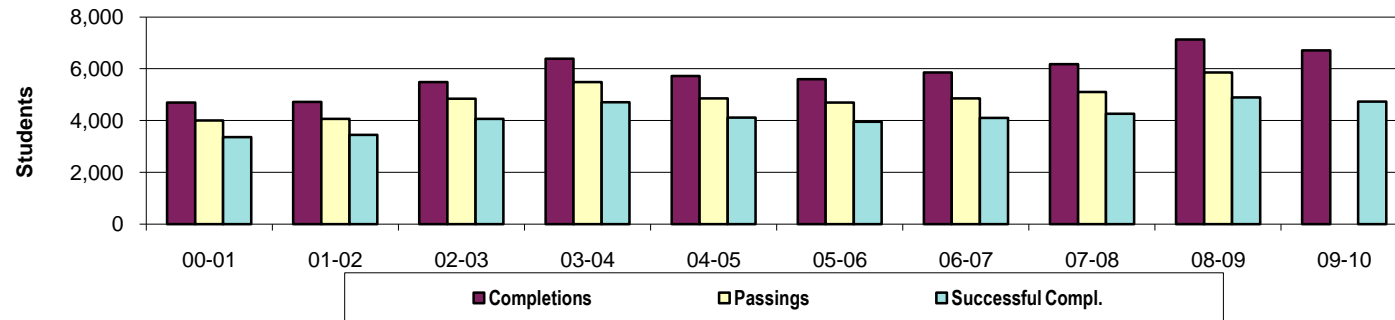
Passing: decimal grade is 0.7 or higher, or grade = P

Successful Completion: decimal grade is 2.0 or higher (Academic Standard)

Last updated on September 17, 2010

GRCC • Research and Planning Office • Loan Spencer

Green River Community College Summer Quarter - Completions State-Supported



<u>Summer</u>	<u>00-01</u>	<u>01-02</u>	<u>02-03</u>	<u>03-04</u>	<u>04-05</u>	<u>05-06</u>	<u>06-07</u>	<u>07-08</u>	<u>08-09</u>	<u>09-10</u>
Total grades	5,014	5,002	5,772	6,726	6,055	5,870	6,167	6,508	7,516	7,063 x
Completions	4,696	4,713	5,482	6,384	5,720	5,593	5,855	6,180	7,128	6,704 x
Passings	3,998	4,068	4,843	5,484	4,850	4,699	4,853	5,097	5,861	5,614 x
Successful Compl.	3,363	3,447	4,067	4,702	4,114	3,957	4,098	4,262	4,886	4,733
% Completions	93.7%	94.2%	95.0%	94.9%	94.5%	95.3%	94.9%	95.0%	94.8%	94.9%
% Passings	79.7%	81.3%	83.9%	81.5%	80.1%	80.1%	78.7%	78.3%	78.0%	79.5%
% Successful Compl.	67.1%	68.9%	70.5%	69.9%	67.9%	67.4%	66.5%	65.5%	65.0%	67.0%

Source: SBCTC (TRANSCRIPTS); STUCLASS/FS=1

Completion: decimal grade between 0 and 4 (excl. W), or grade = P(passing) or NC(No credit)

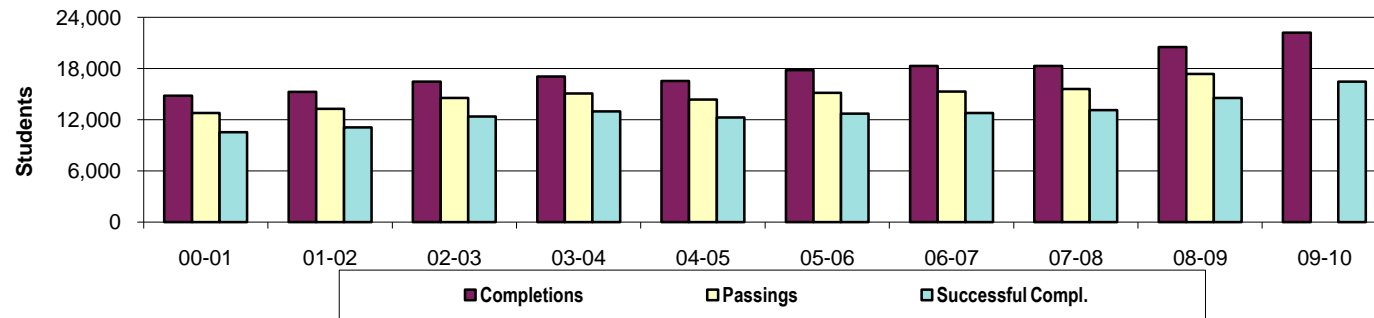
Passing: decimal grade is 0.7 or higher, or grade = P

Successful Completion: decimal grade is 2.0 or higher (Academic Standard)

Last updated on September 17, 2010

GRCC • Research and Planning Office • Loan Spencer

Green River Community College Fall Quarter - Completions State-Supported



Fall	00-01	01-02	02-03	03-04	04-05	05-06	06-07	07-08	08-09	09-10
Total grades	16,021	16,317	17,393	18,153	17,288	18,662	19,225	19,065	21,296	23,062
Completions	14,814	15,237	16,468	17,048	16,520	17,823	18,303	18,299	20,504	22,204
Passings	12,787	13,268	14,537	15,071	14,346	15,126	15,301	15,605	17,360	19,194
Successful Compl.	10,529	11,074	12,369	12,953	12,237	12,718	12,797	13,106	14,558	16,445
% Completions	92.5%	93.4%	94.7%	93.9%	95.6%	95.5%	95.2%	96.0%	96.3%	96.3%
% Passings	79.8%	81.3%	83.6%	83.0%	83.0%	81.1%	79.6%	81.9%	81.5%	83.2%
% Successful Compl.	65.7%	67.9%	71.1%	71.4%	70.8%	68.1%	66.6%	68.7%	68.4%	71.3%

Source: SBCTC (TRANSCRIPTS); STUCLASS/FS=1

Completion: decimal grade between 0 and 4 (excl. W), or grade = P(passing) or NC(No credit)

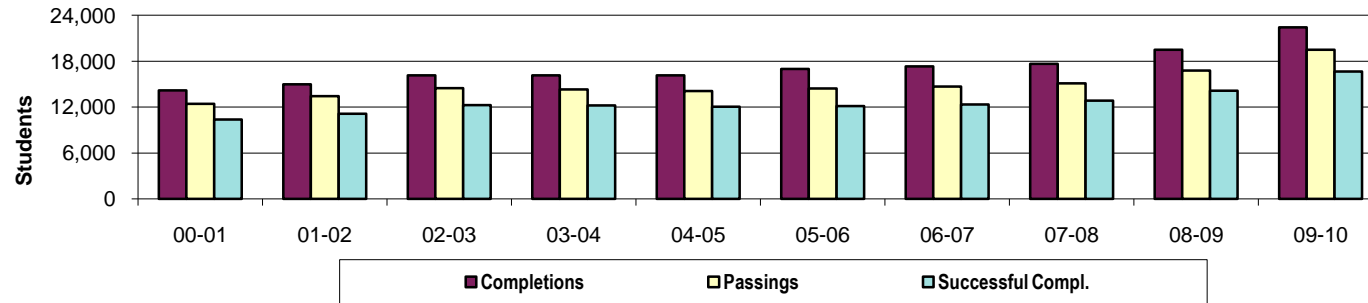
Passing: decimal grade is 0.7 or higher, or grade = P

Successful Completion: decimal grade is 2.0 or higher (Academic Standard)

Last updated on September 17, 2010

GRCC • Research and Planning Office • Loan Spencer

Green River Community College Winter Quarter - Completions State-Supported



<u>Winter</u>	<u>00-01</u>	<u>01-02</u>	<u>02-03</u>	<u>03-04</u>	<u>04-05</u>	<u>05-06</u>	<u>06-07</u>	<u>07-08</u>	<u>08-09</u>	<u>09-10</u>
Total grades	15,279	16,128	17,215	17,209	17,015	17,817	18,166	18,451	20,329	23,354
Completions	14,162	14,991	16,162	16,131	16,143	17,000	17,311	17,640	19,494	22,420
Passings	12,406	13,425	14,489	14,295	14,113	14,433	14,678	15,115	16,763	19,477
Successful Compl.	10,376	11,115	12,251	12,200	12,030	12,147	12,350	12,838	14,140	16,626
% Completions	92.7%	93.0%	93.9%	93.7%	94.9%	95.4%	95.3%	95.6%	95.9%	96.0%
% Passings	81.2%	83.2%	84.2%	83.1%	82.9%	81.0%	80.8%	81.9%	82.5%	83.4%
% Successful Compl.	67.9%	68.9%	71.2%	70.9%	70.7%	68.2%	68.0%	69.6%	69.6%	71.2%

Source: SBCTC (TRANSCRIPTS); STUCLASS/FS=1

Completion: decimal grade between 0 and 4 (excl. W), or grade = P(passing) or NC(No credit)

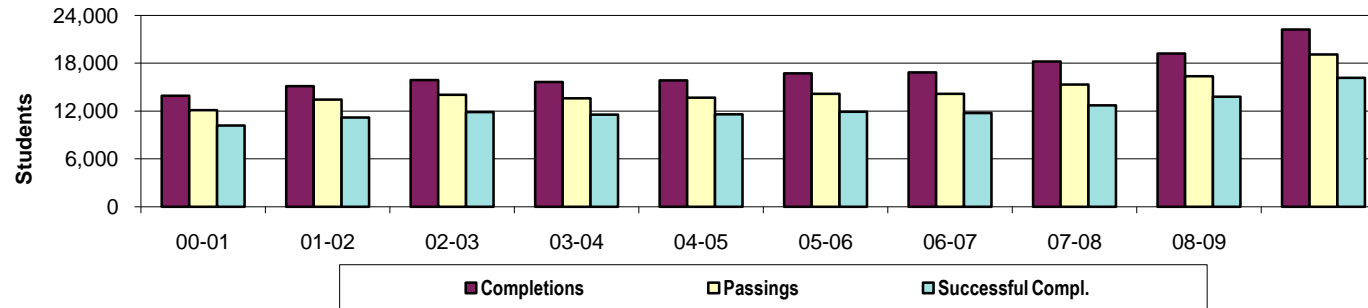
Passing: decimal grade is 0.7 or higher, or grade = P

Successful Completion: decimal grade is 2.0 or higher (Academic Standard)

Last updated on September 17, 2010

GRCC • Research and Planning Office • Loan Spencer

Green River Community College Spring Quarter - Completions State-Supported



<u>Spring</u>	<u>00-01</u>	<u>01-02</u>	<u>02-03</u>	<u>03-04</u>	<u>04-05</u>	<u>05-06</u>	<u>06-07</u>	<u>07-08</u>	<u>08-09</u>	<u>09-10</u>
Total grades	15,009	16,300	16,992	16,798	16,771	17,486	17,597	19,111	20,202	23,219
Completions	13,929	15,101	15,879	15,626	15,848	16,716	16,823	18,211	19,213	22,207
Passings	12,115	13,423	14,037	13,582	13,691	14,165	14,139	15,307	16,372	19,086
Successful Compl.	10,173	11,174	11,874	11,532	11,565	11,893	11,761	12,718	13,787	16,170
% Completions	92.8%	92.6%	93.4%	93.0%	94.5%	95.6%	95.6%	95.3%	95.1%	95.6%
% Passings	80.7%	82.3%	82.6%	80.9%	81.6%	81.0%	80.3%	80.1%	81.0%	82.2%
% Successful Compl.	67.8%	68.6%	69.9%	68.7%	69.0%	68.0%	66.8%	66.5%	68.2%	69.6%

Source: SBCTC (TRANSCRIPTS); STUCLASS/FS=1

Completion: decimal grade between 0 and 4 (excl. W), or grade = P (passing) or NC (No credit)

Passing: decimal grade is 0.7 or higher, or grade = P

Successful Completion: decimal grade is 2.0 or higher (Academic Standard)

Last updated on September 17, 2010

GRCC • Research and Planning Office • Loan Spencer