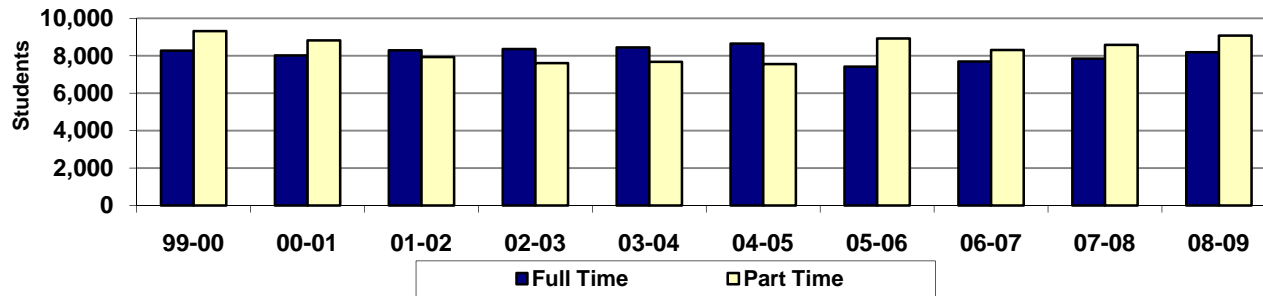


Green River Community College
Full Time Vs Part Time
 College Total



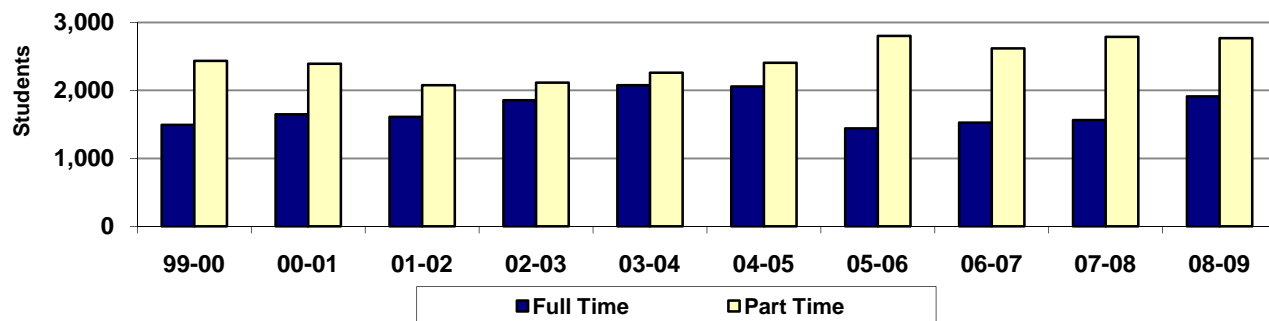
<u>Year</u>	<u>99-00</u>	<u>00-01</u>	<u>01-02</u>	<u>02-03</u>	<u>03-04</u>	<u>04-05</u>	<u>05-06</u>	<u>06-07</u>	<u>07-08</u>	<u>08-09</u>
Full Time	8,272	8,012	8,296	8,355	8,449	8,651	7,419	7,698	7,839	8,191
Part Time	9,324	8,827	7,933	7,606	7,674	7,557	8,931	8,313	8,575	9,084
Total	17,596	16,839	16,229	15,961	16,123	16,208	16,350	16,011	16,414	17,275

% Full Time	47.0%	47.6%	51.1%	52.3%	52.4%	53.4%	45.4%	48.1%	47.8%	47.4%
% Part Time	53.0%	52.4%	48.9%	47.7%	47.6%	46.6%	54.6%	51.9%	52.2%	52.6%

Excludes SBCTC non-reported students
 Source: SBCTC Data Warehouse (Student);
 MIS_STAT<>0; gby FULL_PART_TIME_IND

Last updated on September 11, 2009
 GRCC • Research and Planning Office • Loan Spencer

**Green River Community College
Summer Quarter - Full Time Vs Part Time
College Total**



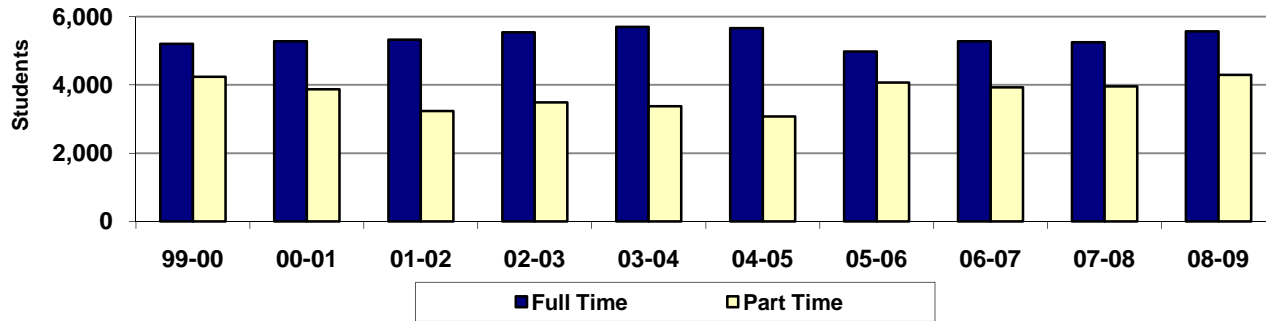
<u>Year</u>	<u>99-00</u>	<u>00-01</u>	<u>01-02</u>	<u>02-03</u>	<u>03-04</u>	<u>04-05</u>	<u>05-06</u>	<u>06-07</u>	<u>07-08</u>	<u>08-09</u>
Full Time	1,494	1,647	1,612	1,855	2,079	2,059	1,441	1,527	1,564	1,913
Part Time	2,435	2,392	2,078	2,114	2,260	2,406	2,803	2,617	2,788	2,770
Total	3,929	4,039	3,690	3,969	4,339	4,465	4,244	4,144	4,352	4,683

% Full Time	38.0%	40.8%	43.7%	46.7%	47.9%	46.1%	34.0%	36.8%	35.9%	40.8%
% Part Time	62.0%	59.2%	56.3%	53.3%	52.1%	53.9%	66.0%	63.2%	64.1%	59.2%

Excludes SBCTC non-reported students
Source: SBCTC Data Warehouse (Student);
MIS_STAT<>0; gby FULL_PART_TIME_IND

Last updated on September 11, 2009
GRCC • Research and Planning Office • Loan Spencer

**Green River Community College
Fall Quarter - Full Time Vs Part Time
College Total**



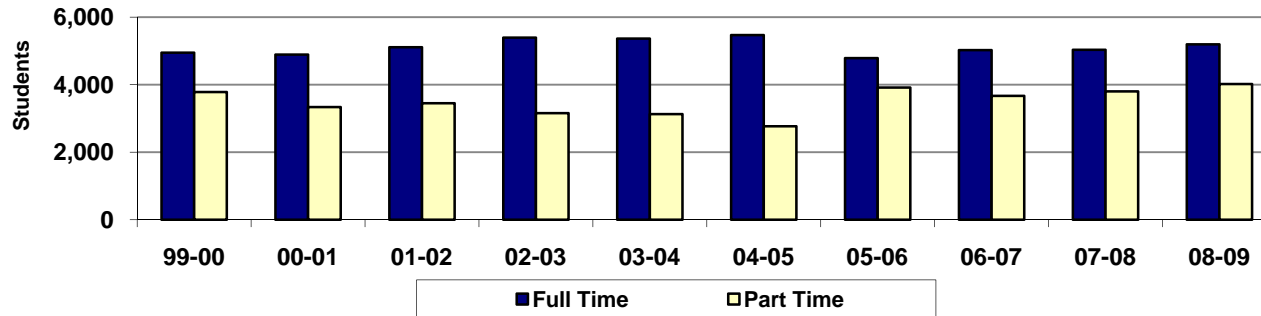
<u>Year</u>	<u>99-00</u>	<u>00-01</u>	<u>01-02</u>	<u>02-03</u>	<u>03-04</u>	<u>04-05</u>	<u>05-06</u>	<u>06-07</u>	<u>07-08</u>	<u>08-09</u>
Full Time	5,205	5,282	5,329	5,537	5,700	5,660	4,981	5,282	5,247	5,569
Part Time	4,242	3,871	3,239	3,487	3,376	3,079	4,066	3,930	3,952	4,298
Total	9,447	9,153	8,568	9,024	9,076	8,739	9,047	9,212	9,199	9,867

% Full Time	55.1%	57.7%	62.2%	61.4%	62.8%	64.8%	55.1%	57.3%	57.0%	56.4%
% Part Time	44.9%	42.3%	37.8%	38.6%	37.2%	35.2%	44.9%	42.7%	43.0%	43.6%

Excludes SBCTC non-reported students
Source: SBCTC Data Warehouse (Student);
MIS_STAT<>0; gby FULL_PART_TIME_IND

Last updated on September 11, 2009
GRCC • Research and Planning Office • Loan Spencer

**Green River Community College
Winter Quarter - Full Time Vs Part Time
College Total**



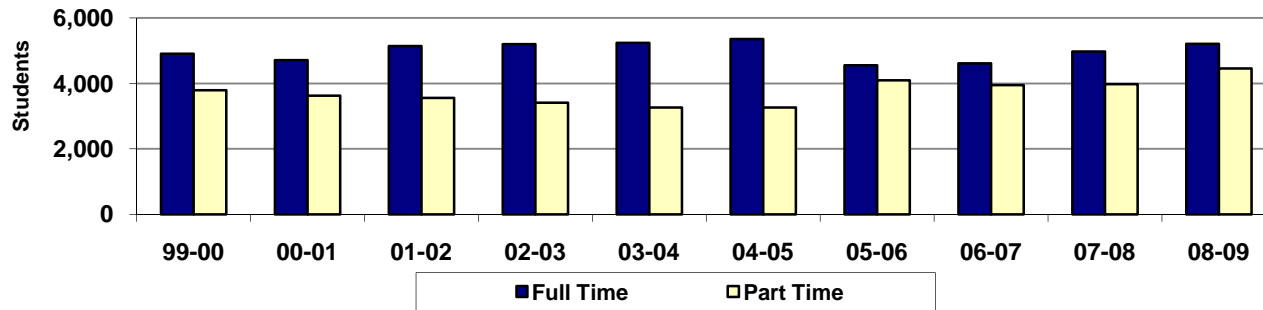
<u>Year</u>	<u>99-00</u>	<u>00-01</u>	<u>01-02</u>	<u>02-03</u>	<u>03-04</u>	<u>04-05</u>	<u>05-06</u>	<u>06-07</u>	<u>07-08</u>	<u>08-09</u>
Full Time	4,950	4,894	5,109	5,392	5,367	5,473	4,789	5,020	5,034	5,198
Part Time	3,778	3,334	3,446	3,154	3,132	2,765	3,911	3,664	3,799	4,020
Total	8,728	8,228	8,555	8,546	8,499	8,238	8,700	8,684	8,833	9,218

% Full Time	56.7%	59.5%	59.7%	63.1%	63.1%	66.4%	55.0%	57.8%	57.0%	56.4%
% Part Time	43.3%	40.5%	40.3%	36.9%	36.9%	33.6%	45.0%	42.2%	43.0%	43.6%

Excludes SBCTC non-reported students
Source: SBCTC Data Warehouse (Student);
MIS_STAT<>0; gby FULL_PART_TIME_IND

Last updated on September 11, 2009
GRCC • Research and Planning Office • Loan Spencer

**Green River Community College
Spring Quarter - Full Time Vs Part Time
College Total**



<u>Year</u>	<u>99-00</u>	<u>00-01</u>	<u>01-02</u>	<u>02-03</u>	<u>03-04</u>	<u>04-05</u>	<u>05-06</u>	<u>06-07</u>	<u>07-08</u>	<u>08-09</u>
Full Time	4,910	4,707	5,138	5,203	5,237	5,354	4,555	4,611	4,978	5,206
Part Time	3,795	3,627	3,553	3,412	3,260	3,260	4,095	3,947	3,978	4,453
Total	8,705	8,334	8,691	8,615	8,497	8,614	8,650	8,558	8,956	9,659

% Full Time	56.4%	56.5%	59.1%	60.4%	61.6%	62.2%	52.7%	53.9%	55.6%	53.9%
% Part Time	43.6%	43.5%	40.9%	39.6%	38.4%	37.8%	47.3%	46.1%	44.4%	46.1%

Excludes SBCTC non-reported students
Source: SBCTC Data Warehouse (Student);
MIS_STAT<>0; gby FULL_PART_TIME_IND

Last updated on September 11, 2009
GRCC • Research and Planning Office • Loan Spencer