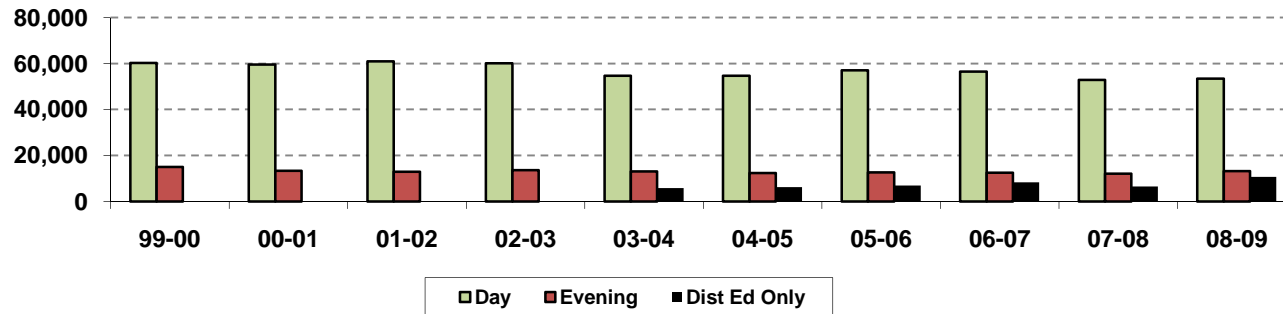


Green River Community College Annual Headcount and Enrollment College Total

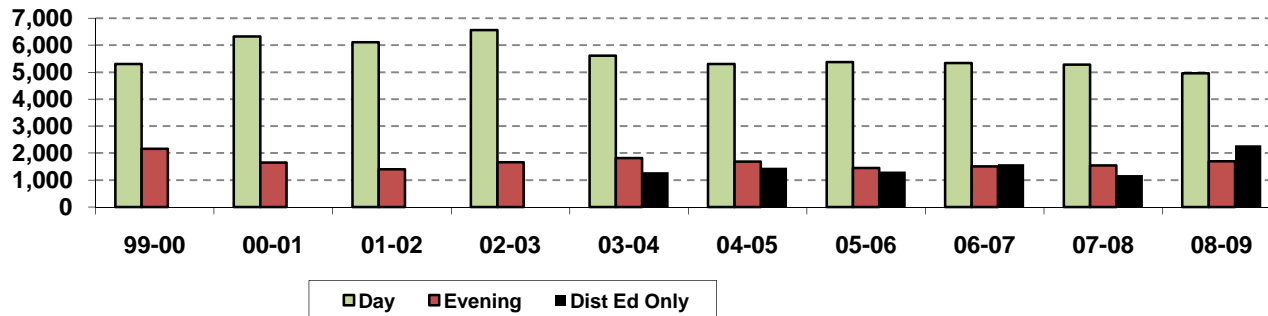


<u>Annual</u>	<u>99-00</u>	<u>00-01</u>	<u>01-02</u>	<u>02-03</u>	<u>03-04</u>	<u>04-05</u>	<u>05-06</u>	<u>06-07</u>	<u>07-08</u>	<u>08-09</u>
Unduplicated HC	17,596	16,839	16,229	15,961	16,123	16,208	16,350	16,011	16,414	17,275
Enrollment	75,315	72,885	73,923	73,733	73,676	73,349	76,621	77,338	71,444	77,301
Day	60,261	59,518	60,965	60,091	54,713	54,747	56,975	56,515	52,885	53,383
Dist Ed Only					5,825	6,263	6,981	8,314	6,474	10,739
Evening	15,054	13,367	12,958	13,642	13,138	12,339	12,665	12,509	12,085	13,179
% Day	80.0%	81.7%	82.5%	81.5%	74.3%	74.6%	74.4%	73.1%	74.0%	69.1%
% Dist Ed Only					7.9%	8.5%	9.1%	10.8%	9.1%	13.9%
% Evening	20.0%	18.3%	17.5%	18.5%	17.8%	16.8%	16.5%	16.2%	16.9%	17.0%

Source: SBCTC Data Warehouse (Student, Class), MIS STAT<>0;
Excl ENR_WAIVER; Day (TIME_LOC=1.3.5.7,9), Even. (TIME_LOC=0,2,4,6,8)

Last updated on September 11, 2009
GRCC • Research and Planning Office • Loan Spencer

**Green River Community College
Summer Quarter - Headcount and Enrollment
College Total**

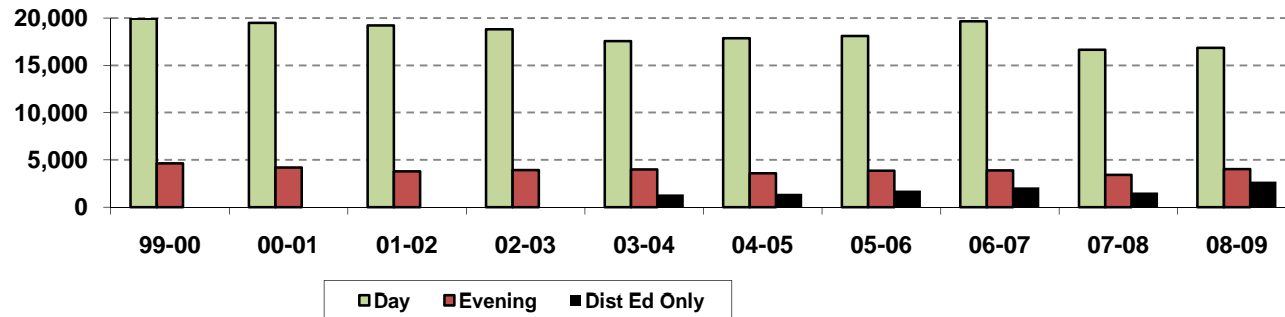


	<u>99-00</u>	<u>00-01</u>	<u>01-02</u>	<u>02-03</u>	<u>03-04</u>	<u>04-05</u>	<u>05-06</u>	<u>06-07</u>	<u>07-08</u>	<u>08-09</u>
Annual Unduplicated HC	3,929	4,039	3,690	3,969	4,339	4,465	4,244	4,144	4,352	4,683
Enrollment	7,454	7,983	7,503	8,218	8,724	8,450	8,152	8,434	8,005	8,930
Day	5,298	6,328	6,105	6,561	5,613	5,306	5,380	5,336	5,283	4,954
Dist Ed Only					1,295	1,465	1,322	1,591	1,183	2,285
Evening	2,156	1,655	1,398	1,657	1,816	1,679	1,450	1,507	1,539	1,691
% Day	71.1%	79.3%	81.4%	79.8%	64.3%	62.8%	66.0%	63.3%	66.0%	55.5%
% Dist Ed Only					14.8%	17.3%	16.2%	18.9%	14.8%	25.6%
% Evening	28.9%	20.7%	18.6%	20.2%	20.8%	19.9%	17.8%	17.9%	19.2%	18.9%

Source: SBCTC Data Warehouse (Student, Class), MIS STAT<>0;
Excl ENR_WAIVER; Day (TIME_LOC=1.3.5.7,9), Even. (TIME_LOC=0,2,4,6,8)

Last updated on September 11, 2009
GRCC • Research and Planning Office • Loan Spencer

**Green River Community College
Fall Quarter - Headcount and Enrollment
College Total**

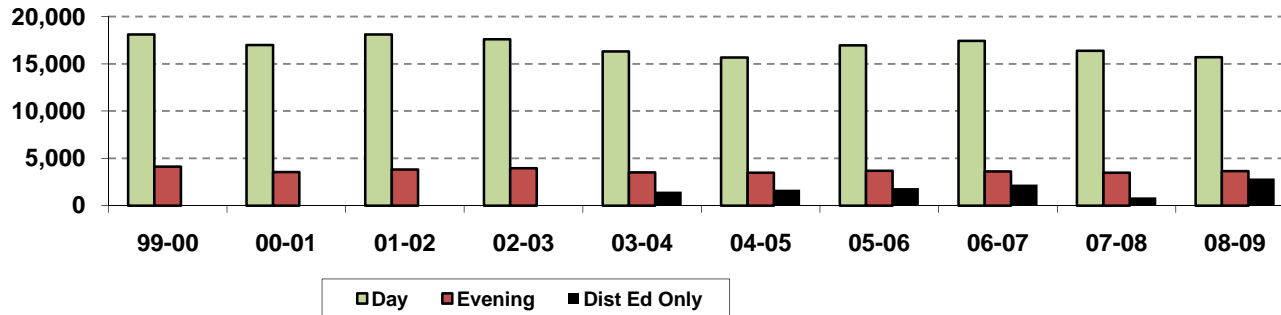


	<u>99-00</u>	<u>00-01</u>	<u>01-02</u>	<u>02-03</u>	<u>03-04</u>	<u>04-05</u>	<u>05-06</u>	<u>06-07</u>	<u>07-08</u>	<u>08-09</u>
Annual Unduplicated HC	9,447	9,153	8,568	9,024	9,076	8,739	9,047	9,212	9,199	9,867
Enrollment	24,568	23,698	23,018	22,728	22,890	22,882	23,717	25,649	21,598	23,610
Day	19,926	19,502	19,222	18,799	17,559	17,877	18,112	19,658	16,633	16,869
Dist Ed Only					1,342	1,422	1,757	2,093	1,550	2,699
Evening	4,642	4,196	3,796	3,929	3,989	3,583	3,848	3,898	3,415	4,042
% Day	81.1%	82.3%	83.5%	82.7%	76.7%	78.1%	76.4%	76.6%	77.0%	71.4%
% Dist Ed Only					5.9%	6.2%	7.4%	8.2%	7.2%	11.4%
% Evening	18.9%	17.7%	16.5%	17.3%	17.4%	15.7%	16.2%	15.2%	15.8%	17.1%

Source: SBCTC Data Warehouse (Student, Class), MIS STAT<>0;
Excl ENR_WAIVER; Day (TIME_LOC=1.3.5.7,9), Even. (TIME_LOC=0,2,4,6,8)

Last updated on September 11, 2009
GRCC • Research and Planning Office • Loan Spencer

**Green River Community College
Winter Quarter - Headcount and Enrollment
College Total**

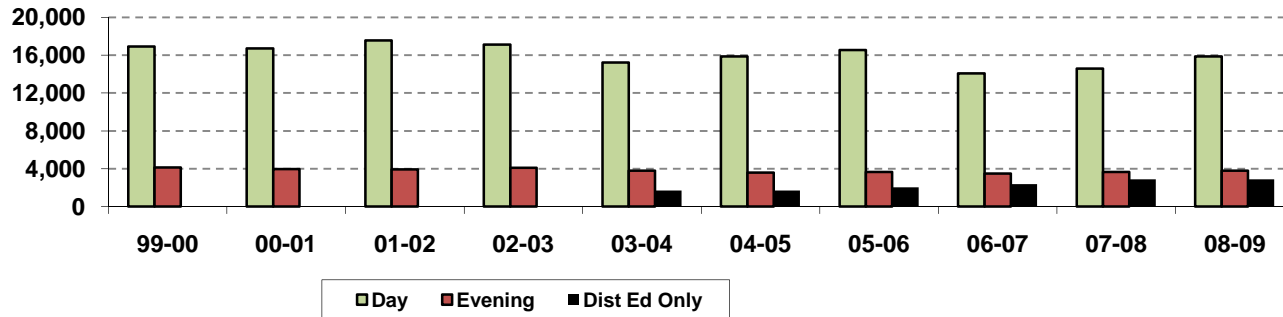


	<u>99-00</u>	<u>00-01</u>	<u>01-02</u>	<u>02-03</u>	<u>03-04</u>	<u>04-05</u>	<u>05-06</u>	<u>06-07</u>	<u>07-08</u>	<u>08-09</u>
Annual Unduplicated HC	8,728	8,228	8,555	8,546	8,499	8,238	8,700	8,684	8,833	9,218
Enrollment	22,238	20,534	21,914	21,570	21,341	20,859	22,531	23,291	20,735	22,222
Day	18,114	16,978	18,088	17,605	16,324	15,682	16,951	17,438	16,368	15,696
Dist Ed Only					1,488	1,676	1,876	2,246	881	2,866
Evening	4,124	3,556	3,826	3,965	3,529	3,501	3,704	3,607	3,486	3,660
% Day	81.5%	82.7%	82.5%	81.6%	76.5%	75.2%	75.2%	74.9%	78.9%	70.6%
% Dist Ed Only					7.0%	8.0%	8.3%	9.6%	4.2%	12.9%
% Evening	18.5%	17.3%	17.5%	18.4%	16.5%	16.8%	16.4%	15.5%	16.8%	16.5%

Source: SBCTC Data Warehouse (Student, Class), MIS STAT<>0;
Excl ENR_WAIVER; Day (TIME_LOC=1.3.5.7,9), Even. (TIME_LOC=0,2,4,6,8)

Last updated on September 11, 2009
GRCC • Research and Planning Office • Loan Spencer

**Green River Community College
Spring Quarter - Headcount and Enrollment
College Total**



	<u>99-00</u>	<u>00-01</u>	<u>01-02</u>	<u>02-03</u>	<u>03-04</u>	<u>04-05</u>	<u>05-06</u>	<u>06-07</u>	<u>07-08</u>	<u>08-09</u>
Annual Unduplicated HC	8,705	8,334	8,691	8,615	8,497	8,614	8,650	8,558	8,956	9,659
Enrollment	21,055	20,670	21,488	21,217	20,721	21,158	22,221	19,964	21,106	22,539
Day	16,923	16,710	17,550	17,126	15,217	15,882	16,532	14,083	14,601	15,864
Dist Ed Only					1,700	1,700	2,026	2,384	2,860	2,889
Evening	4,132	3,960	3,938	4,091	3,804	3,576	3,663	3,497	3,645	3,786
% Day	80.4%	80.8%	81.7%	80.7%	73.4%	75.1%	74.4%	70.5%	69.2%	70.4%
% Dist Ed Only					8.2%	8.0%	9.1%	11.9%	13.6%	12.8%
% Evening	19.6%	19.2%	18.3%	19.3%	18.4%	16.9%	16.5%	17.5%	17.3%	16.8%

Source: SBCTC Data Warehouse (Student, Class), MIS STAT<>0;
Excl ENR_WAIVER; Day (TIME_LOC=1.3.5.7,9), Even. (TIME_LOC=0,2,4,6,8)

Last updated on September 11, 2009
GRCC • Research and Planning Office • Loan Spencer