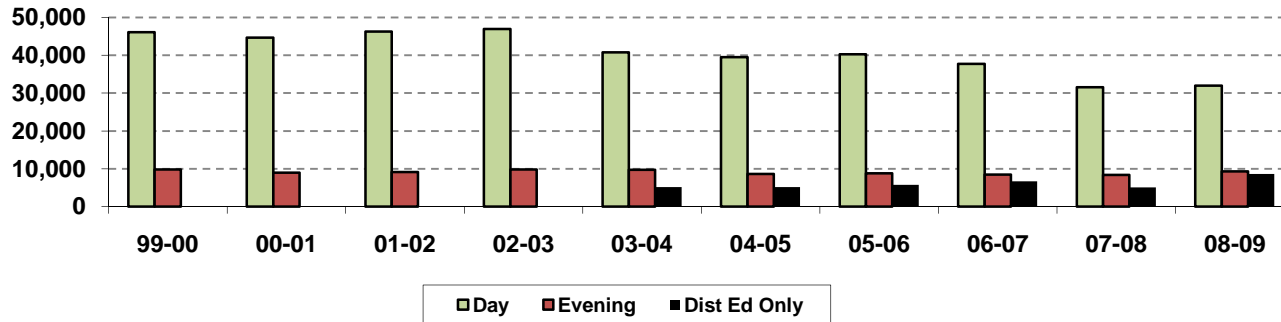


Green River Community College Annual Headcount and Enrollment State-Supported

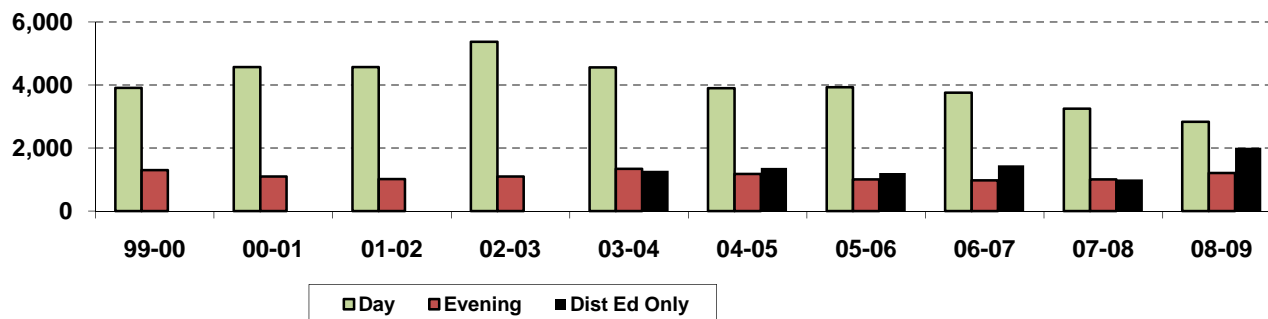


Annual	99-00	00-01	01-02	02-03	03-04	04-05	05-06	06-07	07-08	08-09
Unduplicated HC	10,667	10,079	10,244	10,534	10,583	10,201	10,302	10,141	10,484	11,312
Enrollment	55,894	53,684	55,409	56,738	55,652	53,322	54,763	52,876	45,053	49,921
Day	46,098	44,697	46,314	46,953	40,754	39,518	40,279	37,738	31,579	32,018
Dist Ed Only					5,195	5,198	5,713	6,685	5,114	8,627
Evening	9,796	8,987	9,095	9,785	9,703	8,606	8,771	8,453	8,360	9,276
% Day	82.5%	83.3%	83.6%	82.8%	73.2%	74.1%	73.6%	71.4%	70.1%	64.1%
% Dist Ed Only	0.0%	0.0%	0.0%	0.0%	9.3%	9.7%	10.4%	12.6%	11.4%	17.3%
% Evening	17.5%	16.7%	16.4%	17.2%	17.4%	16.1%	16.0%	16.0%	18.6%	18.6%

Source: SBCTC Data Warehouse (Student, Class), MIS STAT<>0; FSPCat=1
Excl ENR_STUDENT, ENR_CONTRACT and ENR_WAIVER;(TIME_LOC=0,2,4,6,8)
Day (TIME_LOC=1.3.5.7,9), Even (TIME_LOC=0,2,4,6,8)

Last updated on September 11, 2009
GRCC • Research and Planning Office • Loan Spencer

Green River Community College Summer Quarter - Headcount and Enrollment State-Supported

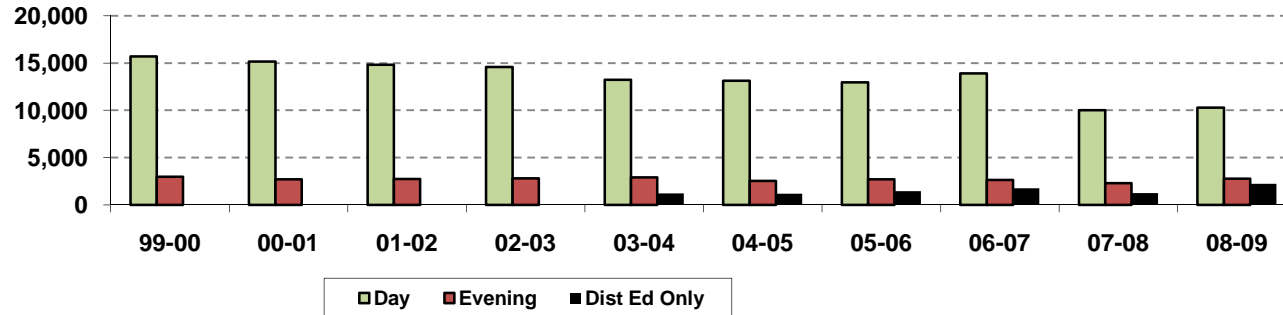


	<u>99-00</u>	<u>00-01</u>	<u>01-02</u>	<u>02-03</u>	<u>03-04</u>	<u>04-05</u>	<u>05-06</u>	<u>06-07</u>	<u>07-08</u>	<u>08-09</u>
Annual Unduplicated HC	2,554	2,562	2,548	2,902	3,326	3,125	3,022	2,961	2,955	3,377
Enrollment	5,213	5,666	5,585	6,473	7,172	6,444	6,151	6,178	5,248	6,046
Day	3,911	4,567	4,565	5,373	4,561	3,895	3,934	3,752	3,244	2,828
Dist Ed Only					1,275	1,371	1,209	1,455	1,001	2,012
Evening	1,302	1,099	1,020	1,100	1,336	1,178	1,008	971	1,003	1,206
% Day	75.0%	80.6%	81.7%	83.0%	63.6%	60.4%	64.0%	60.7%	61.8%	46.8%
% Dist Ed Only	0.0%	0.0%	0.0%	0.0%	17.8%	21.3%	19.7%	23.6%	19.1%	33.3%
% Evening	25.0%	19.4%	18.3%	17.0%	18.6%	18.3%	16.4%	15.7%	19.1%	19.9%

Source: SBCTC Data Warehouse (Student, Class), MIS STAT<>0; FSPCat=1
Excl ENR_STUDENT, ENR_CONTRACT and ENR_WAIVER;(TIME_LOC=0,2,4,6,8)
Day (TIME_LOC=1,3,5,7,9), Even (TIME_LOC=0,2,4,6,8)

Last updated on September 11, 2009
GRCC • Research and Planning Office • Loan Spencer

Green River Community College Fall Quarter - Headcount and Enrollment State-Supported

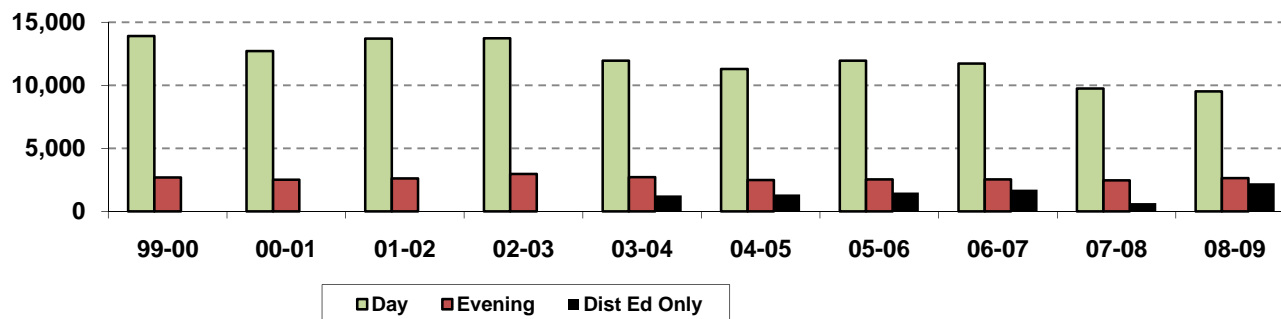


	<u>99-00</u>	<u>00-01</u>	<u>01-02</u>	<u>02-03</u>	<u>03-04</u>	<u>04-05</u>	<u>05-06</u>	<u>06-07</u>	<u>07-08</u>	<u>08-09</u>
Annual Unduplicated HC	6,309	6,110	6,010	6,346	6,473	5,955	6,129	6,152	5,990	6,577
Enrollment	18,707	17,881	17,568	17,386	17,351	16,846	17,149	18,289	13,573	15,307
Day	15,718	15,165	14,819	14,594	13,238	13,122	12,976	13,922	10,012	10,280
Dist Ed Only					1,204	1,176	1,463	1,744	1,244	2,242
Evening	2,989	2,716	2,749	2,792	2,909	2,548	2,710	2,623	2,317	2,785
% Day	84.0%	84.8%	84.4%	83.9%	76.3%	77.9%	75.7%	76.1%	73.8%	67.2%
% Dist Ed Only	0.0%	0.0%	0.0%	0.0%	6.9%	7.0%	8.5%	9.5%	9.2%	14.6%
% Evening	16.0%	15.2%	15.6%	16.1%	16.8%	15.1%	15.8%	14.3%	17.1%	18.2%

Source: SBCTC Data Warehouse (Student, Class), MIS STAT<>0; FSPCat=1
Excl ENR_STUDENT, ENR_CONTRACT and ENR_WAIVER;(TIME_LOC=0,2,4,6,8)
Day (TIME_LOC=1,3,5,7,9), Even (TIME_LOC=0,2,4,6,8)

Last updated on September 11, 2009
GRCC • Research and Planning Office • Loan Spencer

Green River Community College Winter Quarter - Headcount and Enrollment State-Supported

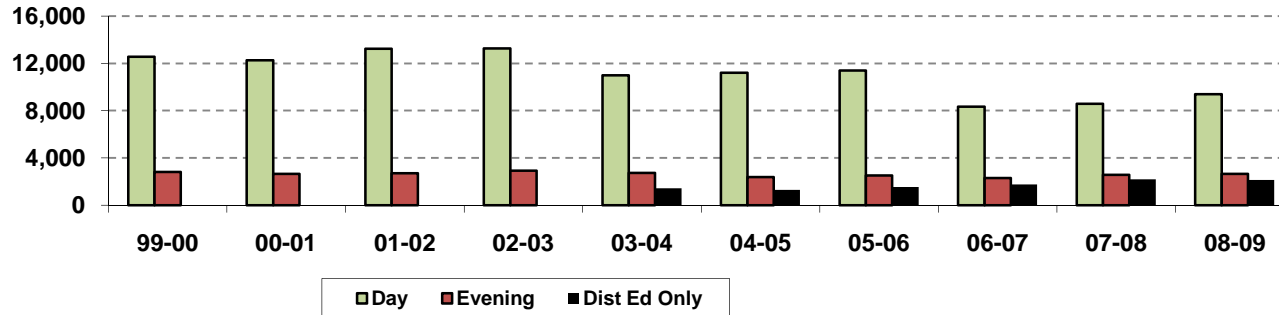


	<u>99-00</u>	<u>00-01</u>	<u>01-02</u>	<u>02-03</u>	<u>03-04</u>	<u>04-05</u>	<u>05-06</u>	<u>06-07</u>	<u>07-08</u>	<u>08-09</u>
Annual Unduplicated HC	5,976	5,606	5,852	6,224	6,021	5,761	5,829	5,750	5,763	6,189
Enrollment	16,602	15,225	16,312	16,697	15,948	15,144	15,981	16,008	12,879	14,386
Day	13,910	12,704	13,699	13,730	11,957	11,293	11,967	11,725	9,742	9,518
Dist Ed Only					1,275	1,355	1,488	1,734	669	2,229
Evening	2,692	2,521	2,613	2,967	2,716	2,496	2,526	2,549	2,468	2,639
% Day	83.8%	83.4%	84.0%	82.2%	75.0%	74.6%	74.9%	73.2%	75.6%	66.2%
% Dist Ed Only	0.0%	0.0%	0.0%	0.0%	8.0%	8.9%	9.3%	10.8%	5.2%	15.5%
% Evening	16.2%	16.6%	16.0%	17.8%	17.0%	16.5%	15.8%	15.9%	19.2%	18.3%

Source: SBCTC Data Warehouse (Student, Class), MIS STAT<>0; FSPCat=1
Excl ENR_STUDENT, ENR_CONTRACT and ENR_WAIVER;(TIME_LOC=0,2,4,6,8)
Day (TIME_LOC=1.3.5.7,9), Even (TIME_LOC=0,2,4,6,8)

Last updated on September 11, 2009
GRCC • Research and Planning Office • Loan Spencer

Green River Community College Spring Quarter - Headcount and Enrollment State-Supported



	<u>99-00</u>	<u>00-01</u>	<u>01-02</u>	<u>02-03</u>	<u>03-04</u>	<u>04-05</u>	<u>05-06</u>	<u>06-07</u>	<u>07-08</u>	<u>08-09</u>
Annual Unduplicated HC	5,876	5,473	5,902	6,154	5,970	5,736	5,737	5,466	5,943	6,268
Enrollment	15,372	14,912	15,944	16,182	15,181	14,888	15,482	12,401	13,353	14,182
Day	12,559	12,261	13,231	13,256	10,998	11,208	11,402	8,339	8,581	9,392
Dist Ed Only					1,441	1,296	1,553	1,752	2,200	2,144
Evening	2,813	2,651	2,713	2,926	2,742	2,384	2,527	2,310	2,572	2,646
% Day	81.7%	82.2%	83.0%	81.9%	72.4%	75.3%	73.6%	67.2%	64.3%	66.2%
% Dist Ed Only	0.0%	0.0%	0.0%	0.0%	9.5%	8.7%	10.0%	14.1%	16.5%	15.1%
% Evening	18.3%	17.8%	17.0%	18.1%	18.1%	16.0%	16.3%	18.6%	19.3%	18.7%

Source: SBCTC Data Warehouse (Student, Class), MIS STAT<>0; FSPCat=1
Excl ENR_STUDENT, ENR_CONTRACT and ENR_WAIVER;(TIME_LOC=0,2,4,6,8)
Day (TIME_LOC=1,3,5,7,9), Even (TIME_LOC=0,2,4,6,8)

Last updated on September 11, 2009
GRCC • Research and Planning Office • Loan Spencer