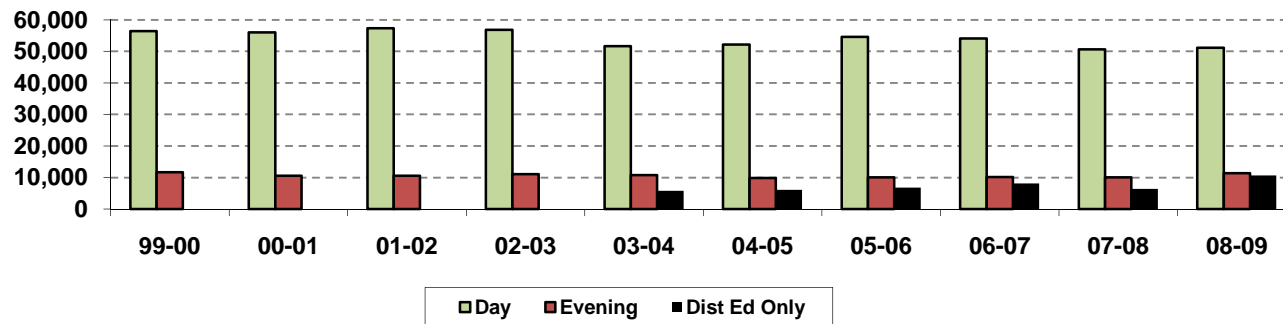


Green River Community College Annual Headcount and Enrollment State and Contract-Funded

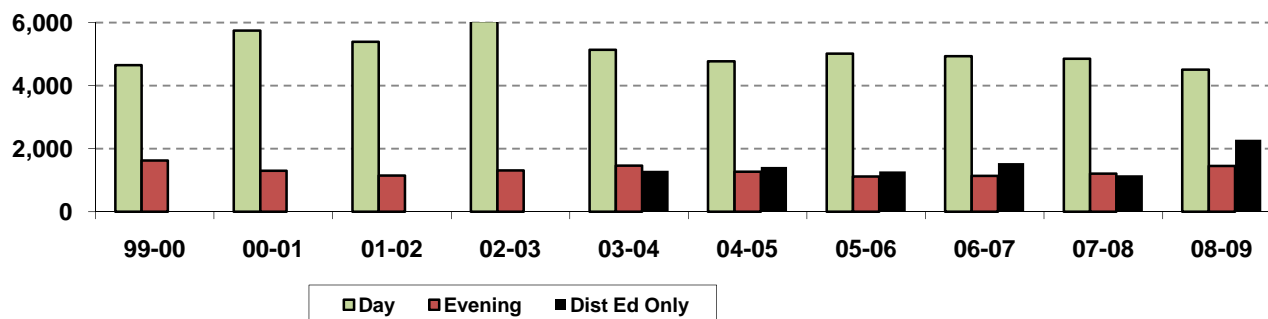


	<u>99-00</u>	<u>00-01</u>	<u>01-02</u>	<u>02-03</u>	<u>03-04</u>	<u>04-05</u>	<u>05-06</u>	<u>06-07</u>	<u>07-08</u>	<u>08-09</u>
Annual Unduplicated HC	13,239	12,786	12,307	12,313	12,509	12,621	12,837	12,824	13,429	14,574
Enrollment	68,141	66,639	67,992	67,956	68,348	68,127	71,388	72,368	67,052	73,138
Day	56,423	56,048	57,401	56,894	51,724	52,179	54,584	54,136	50,614	51,186
Dist Ed Only					5,825	6,092	6,785	8,076	6,349	10,628
Evening	11,718	10,591	10,591	11,062	10,799	9,856	10,019	10,156	10,089	11,324
% Day	82.8%	84.1%	84.4%	83.7%	75.7%	76.6%	76.5%	74.8%	75.5%	70.0%
% Dist Ed Only					8.5%	8.9%	9.5%	11.2%	9.5%	14.5%
% Evening	17.2%	15.9%	15.6%	16.3%	15.8%	14.5%	14.0%	14.0%	15.0%	15.5%

Source: SBCTC Data Warehouse (Student, Class), MIS STAT<>0; FSPCat<>3
 Excl ENR_STUDENT and ENR_WAIVER; Day (TIME_LOC=1.3.5.7,9), Even. (TIME_LOC=0,2, GRCC • Research and Planning Office • Loan Spencer

Last updated on September 11, 2009

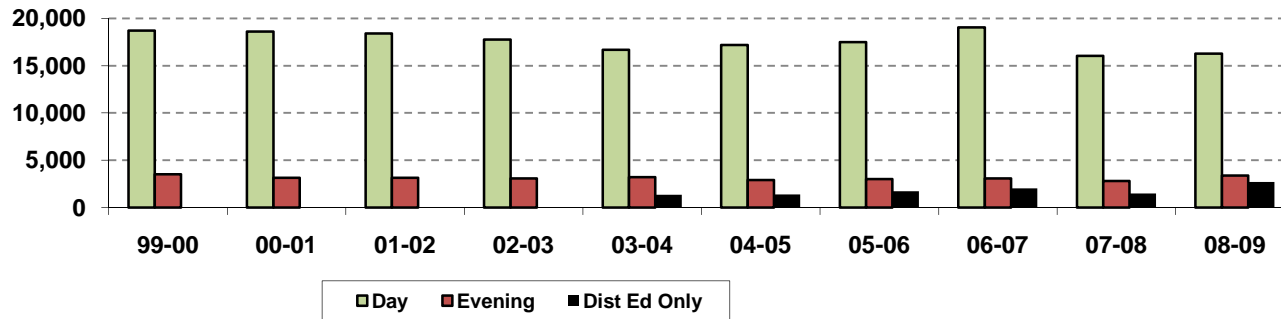
**Green River Community College
Summer Quarter - Headcount and Enrollment
State and Contract-Funded**



<u>Annual</u>	<u>99-00</u>	<u>00-01</u>	<u>01-02</u>	<u>02-03</u>	<u>03-04</u>	<u>04-05</u>	<u>05-06</u>	<u>06-07</u>	<u>07-08</u>	<u>08-09</u>
Unduplicated HC	3,066	3,324	2,871	3,303	3,632	3,654	3,661	3,494	3,691	4,139
Enrollment	6,267	7,052	6,537	7,360	7,894	7,458	7,419	7,619	7,213	8,242
Day	4,646	5,748	5,388	6,050	5,141	4,767	5,017	4,937	4,851	4,503
Dist Ed Only					1,295	1,419	1,282	1,541	1,154	2,285
Evening	1,621	1,304	1,149	1,310	1,458	1,272	1,120	1,141	1,208	1,454
% Day	74.1%	81.5%	82.4%	82.2%	65.1%	63.9%	67.6%	64.8%	67.3%	54.6%
% Dist Ed Only					16.4%	19.0%	17.3%	20.2%	16.0%	27.7%
% Evening	25.9%	18.5%	17.6%	17.8%	18.5%	17.1%	15.1%	15.0%	16.7%	17.6%

Source: SBCTC Data Warehouse (Student, Class), MIS STAT<>0; FSPCat<>3
 Excl ENR_STUDENT and ENR_WAIVER; Day (TIME_LOC=1.3.5.7,9), Even. (TIME_LOC=0,2, GRCC • Research and Planning Office • Loan Spencer
 Last updated on September 11, 2009

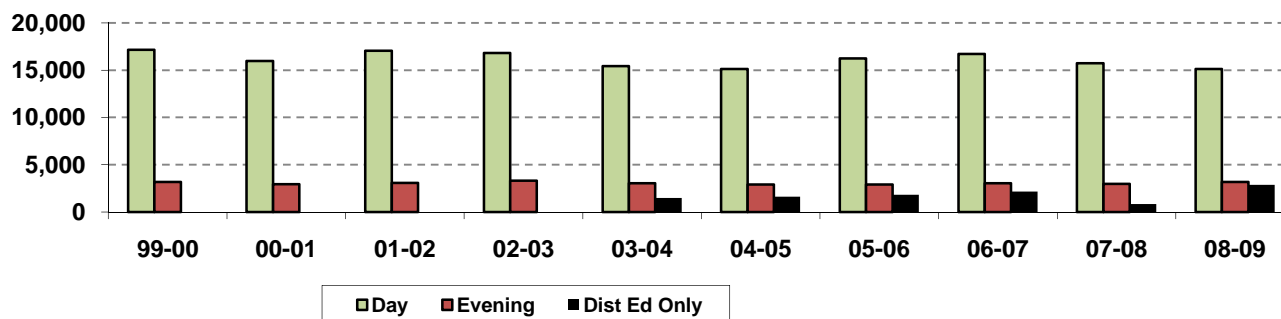
**Green River Community College
Fall Quarter - Headcount and Enrollment
State and Contract-Funded**



	<u>99-00</u>	<u>00-01</u>	<u>01-02</u>	<u>02-03</u>	<u>03-04</u>	<u>04-05</u>	<u>05-06</u>	<u>06-07</u>	<u>07-08</u>	<u>08-09</u>
Annual Unduplicated HC	7,742	7,696	7,434	7,606	7,839	7,674	7,893	8,102	8,265	8,884
Enrollment	22,240	21,778	21,552	20,877	21,234	21,476	22,228	24,156	20,321	22,356
Day	18,726	18,622	18,407	17,781	16,690	17,201	17,487	19,038	16,030	16,281
Dist Ed Only					1,342	1,377	1,713	2,031	1,496	2,699
Evening	3,514	3,156	3,145	3,096	3,202	2,898	3,028	3,087	2,795	3,376
% Day	84.2%	85.5%	85.4%	85.2%	78.6%	80.1%	78.7%	78.8%	78.9%	72.8%
% Dist Ed Only					6.3%	6.4%	7.7%	8.4%	7.4%	12.1%
% Evening	15.8%	14.5%	14.6%	14.8%	15.1%	13.5%	13.6%	12.8%	13.8%	15.1%

Source: SBCTC Data Warehouse (Student, Class), MIS STAT<>0; FSPCat<>3
 Excl ENR_STUDENT and ENR_WAIVER; Day (TIME_LOC=1.3.5.7,9), Even. (TIME_LOC=0,2, GRCC • Research and Planning Office • Loan Spencer
 Last updated on September 11, 2009

**Green River Community College
Winter Quarter - Headcount and Enrollment
State and Contract-Funded**

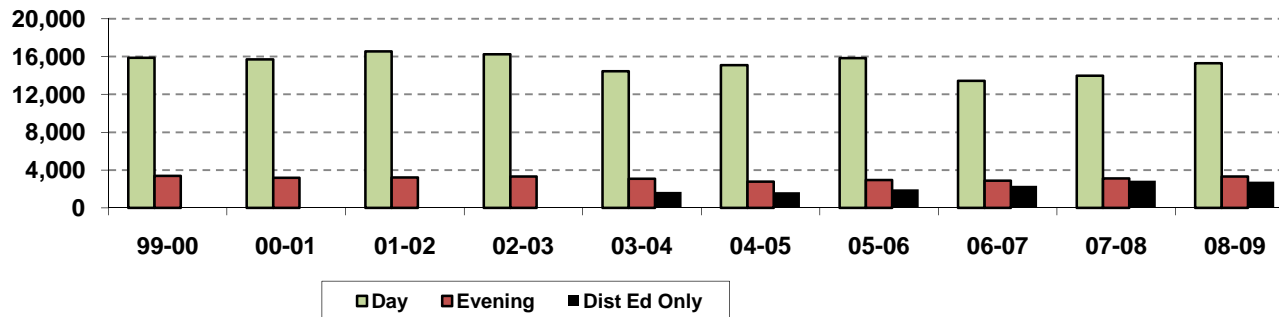


<u>Annual</u>	<u>99-00</u>	<u>00-01</u>	<u>01-02</u>	<u>02-03</u>	<u>03-04</u>	<u>04-05</u>	<u>05-06</u>	<u>06-07</u>	<u>07-08</u>	<u>08-09</u>
Unduplicated HC	7,369	7,027	7,242	7,449	7,438	7,296	7,495	7,722	7,939	8,421
Enrollment	20,358	18,927	20,157	20,149	19,972	19,674	20,994	21,969	19,555	21,179
Day	17,164	15,982	17,070	16,822	15,438	15,126	16,253	16,727	15,747	15,120
Dist Ed Only					1,488	1,639	1,822	2,180	839	2,866
Evening	3,194	2,945	3,087	3,327	3,046	2,909	2,919	3,062	2,969	3,193
% Day	84.3%	84.4%	84.7%	83.5%	77.3%	76.9%	77.4%	76.1%	80.5%	71.4%
% Dist Ed Only					7.5%	8.3%	8.7%	9.9%	4.3%	13.5%
% Evening	15.7%	15.6%	15.3%	16.5%	15.3%	14.8%	13.9%	13.9%	15.2%	15.1%

Source: SBCTC Data Warehouse (Student, Class), MIS STAT<>0; FSPCat<>3
 Excl ENR_STUDENT and ENR_WAIVER; Day (TIME_LOC=1.3.5.7,9), Even. (TIME_LOC=0,2, GRCC • Research and Planning Office • Loan Spencer

Last updated on September 11, 2009

**Green River Community College
Spring Quarter - Headcount and Enrollment
State and Contract-Funded**



<u>Annual</u>	<u>99-00</u>	<u>00-01</u>	<u>01-02</u>	<u>02-03</u>	<u>03-04</u>	<u>04-05</u>	<u>05-06</u>	<u>06-07</u>	<u>07-08</u>	<u>08-09</u>
Unduplicated HC	7,455	6,950	7,358	7,353	7,344	7,305	7,492	7,543	8,053	8,802
Enrollment	19,276	18,882	19,746	19,570	19,248	19,519	20,747	18,624	19,963	21,361
Day	15,887	15,696	16,536	16,241	14,455	15,085	15,827	13,434	13,986	15,282
Dist Ed Only					1,700	1,657	1,968	2,324	2,860	2,778
Evening	3,389	3,186	3,210	3,329	3,093	2,777	2,952	2,866	3,117	3,301
% Day	82.4%	83.1%	83.7%	83.0%	75.1%	77.3%	76.3%	72.1%	70.1%	71.5%
% Dist Ed Only					8.8%	8.5%	9.5%	12.5%	14.3%	13.0%
% Evening	17.6%	16.9%	16.3%	17.0%	16.1%	14.2%	14.2%	15.4%	15.6%	15.5%

Source: SBCTC Data Warehouse (Student, Class), MIS STAT<>0; FSPCat<>3
 Excl ENR_STUDENT and ENR_WAIVER; Day (TIME_LOC=1.3.5.7,9), Even. (TIME_LOC=0,2, GRCC • Research and Planning Office • Loan Spencer
 Last updated on September 11, 2009