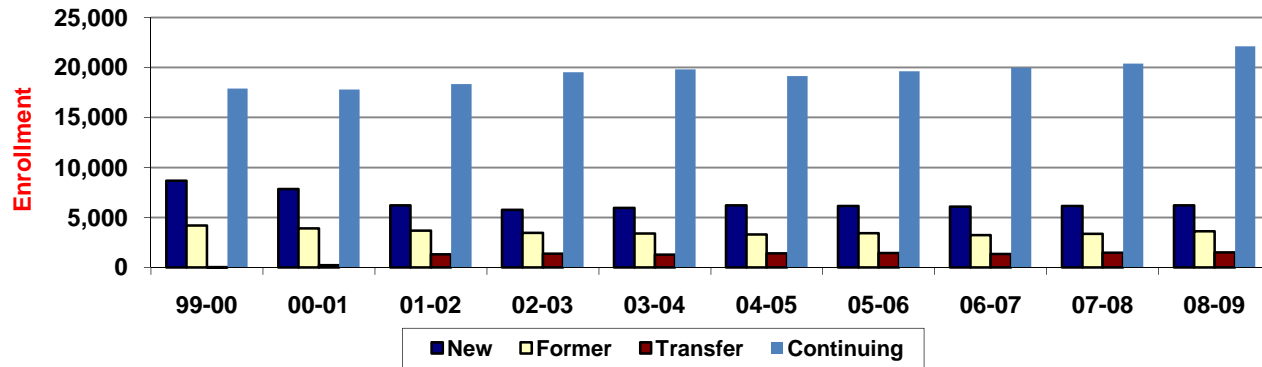


Green River Community College Enrollment Status (Kind of Enrollment) College Total



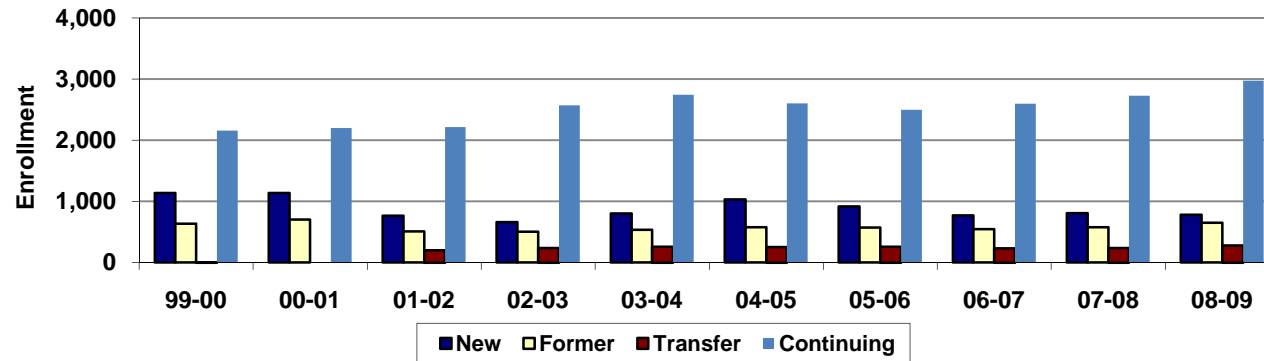
<u>Year</u>	<u>99-00</u>	<u>00-01</u>	<u>01-02</u>	<u>02-03</u>	<u>03-04</u>	<u>04-05</u>	<u>05-06</u>	<u>06-07</u>	<u>07-08</u>	<u>08-09</u>
New	8,678	7,840	6,196	5,776	5,948	6,206	6,154	6,070	6,140	6,221
Former	4,203	3,893	3,686	3,471	3,385	3,300	3,421	3,236	3,356	3,602
Transfer	27	213	1,296	1,384	1,260	1,392	1,446	1,330	1,452	1,489
Continuing	17,901	17,808	18,326	19,523	19,818	19,158	19,620	19,962	20,392	22,115
Total	30,809	29,754	29,504	30,154	30,411	30,056	30,641	30,598	31,340	33,427

%New	28.2%	26.3%	21.0%	19.2%	19.6%	20.6%	20.1%	19.8%	19.6%	18.6%
%Former	13.6%	13.1%	12.5%	11.5%	11.1%	11.0%	11.2%	10.6%	10.7%	10.8%
%Transfer	0.1%	0.7%	4.4%	4.6%	4.1%	4.6%	4.7%	4.3%	4.6%	4.5%
%Continuing	58.1%	59.9%	62.1%	64.7%	65.2%	63.7%	64.0%	65.2%	65.1%	66.2%

Based on students' enrollment status during academic year.
Source: SBCTC Data Warehouse (Student Table)
MIS_STAT<>0; groupby SOURCE

Last updated on September 11, 2009
GRCC • Research and Planning Office • Loan Spencer

**Green River Community College
Summer Quarter - Enrollment Status (Kind of Enrollment)
College Total**



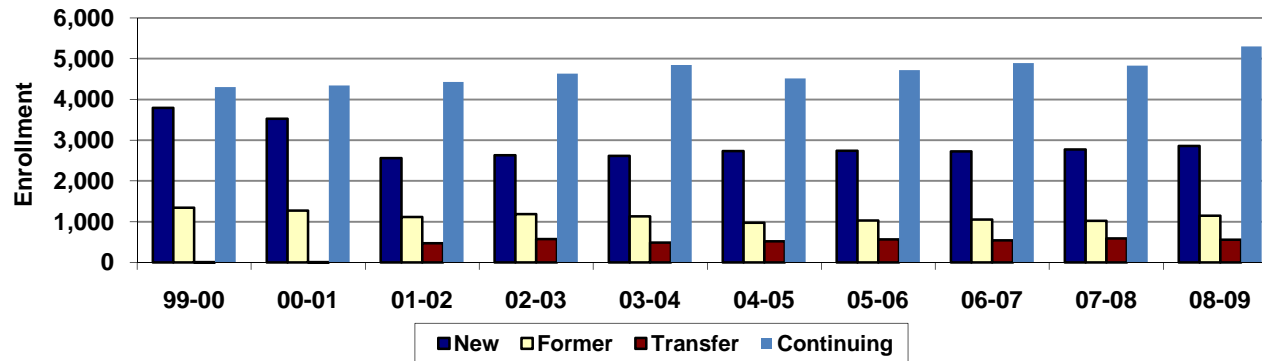
<u>Summer</u>	<u>99-00</u>	<u>00-01</u>	<u>01-02</u>	<u>02-03</u>	<u>03-04</u>	<u>04-05</u>	<u>05-06</u>	<u>06-07</u>	<u>07-08</u>	<u>08-09</u>
New	1,137	1,136	762	660	800	1,030	917	769	806	781
Former	631	702	507	501	534	575	570	544	578	648
Transfer	4		205	238	260	257	260	235	239	281
Continuing	2,157	2,201	2,216	2,570	2,745	2,603	2,497	2,596	2,729	2,973
Total	3,929	4,039	3,690	3,969	4,339	4,465	4,244	4,144	4,352	4,683

%New	28.9%	28.1%	20.7%	16.6%	18.4%	23.1%	21.6%	18.6%	18.5%	16.7%
%Former	16.1%	17.4%	13.7%	12.6%	12.3%	12.9%	13.4%	13.1%	13.3%	13.8%
%Transfer	0.1%	0.0%	5.6%	6.0%	6.0%	5.8%	6.1%	5.7%	5.5%	6.0%
%Continuing	54.9%	54.5%	60.1%	64.8%	63.3%	58.3%	58.8%	62.6%	62.7%	63.5%

Based on students' enrollment status during academic year.
Source: SBCTC Data Warehouse (Student Table)
MIS_STAT<>0; groupby SOURCE

Last updated on September 11, 2009
GRCC • Research and Planning Office • Loan Spencer

Green River Community College
Fall Quarter - Enrollment Status (Kind of Enrollment)
 College Total



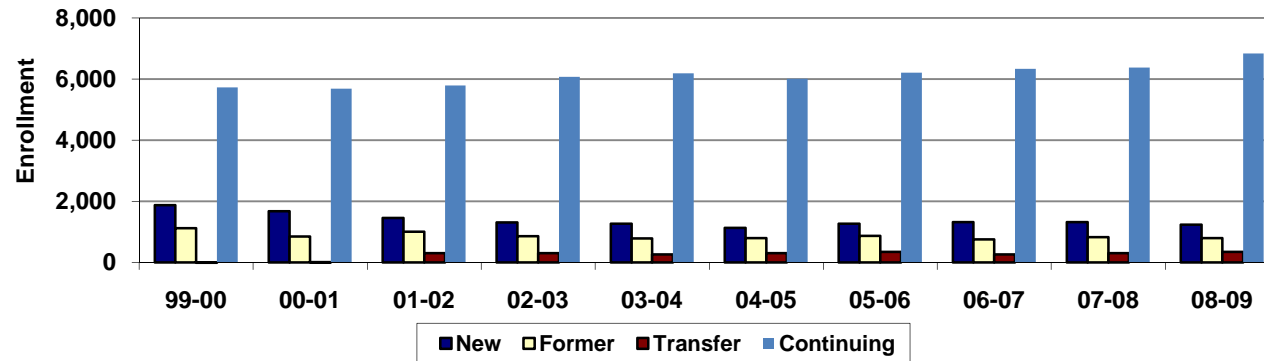
Fall	99-00	00-01	01-02	02-03	03-04	04-05	05-06	06-07	07-08	08-09
New	3,797	3,525	2,557	2,628	2,617	2,731	2,738	2,724	2,769	2,861
Former	1,341	1,276	1,115	1,187	1,128	972	1,028	1,053	1,018	1,148
Transfer	9	7	470	574	489	520	564	542	586	556
Continuing	4,300	4,345	4,426	4,635	4,842	4,516	4,717	4,893	4,826	5,302
Total	9,447	9,153	8,568	9,024	9,076	8,739	9,047	9,212	9,199	9,867

%New	40.2%	38.5%	29.8%	29.1%	28.8%	31.3%	30.3%	29.6%	30.1%	29.0%
%Former	14.2%	13.9%	13.0%	13.2%	12.4%	11.1%	11.4%	11.4%	11.1%	11.6%
%Transfer	0.1%	0.1%	5.5%	6.4%	5.4%	6.0%	6.2%	5.9%	6.4%	5.6%
%Continuing	45.5%	47.5%	51.7%	51.4%	53.3%	51.7%	52.1%	53.1%	52.5%	53.7%

Based on students' enrollment status during academic year.
 Source: SBCTC Data Warehouse (Student Table)
 MIS_STAT<>0; groupby SOURCE

Last updated on September 11, 2009
 GRCC • Research and Planning Office • Loan Spencer

Green River Community College
Winter Quarter - Enrollment Status (Kind of Enrollment)
 College Total



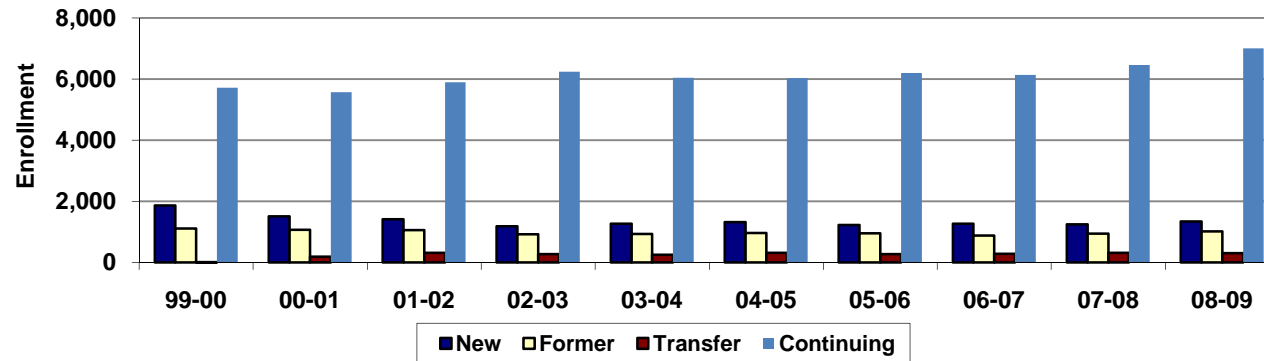
<u>Winter</u>	<u>99-00</u>	<u>00-01</u>	<u>01-02</u>	<u>02-03</u>	<u>03-04</u>	<u>04-05</u>	<u>05-06</u>	<u>06-07</u>	<u>07-08</u>	<u>08-09</u>
New	1,877	1,675	1,460	1,304	1,263	1,130	1,270	1,315	1,322	1,239
Former	1,117	847	1,005	863	790	792	872	759	822	794
Transfer	5	19	304	305	262	307	353	271	311	350
Continuing	5,729	5,687	5,786	6,074	6,184	6,009	6,205	6,339	6,378	6,835
Total	8,728	8,228	8,555	8,546	8,499	8,238	8,700	8,684	8,833	9,218

%New	21.5%	20.4%	17.1%	15.3%	14.9%	13.7%	14.6%	15.1%	15.0%	13.4%
%Former	12.8%	10.3%	11.7%	10.1%	9.3%	9.6%	10.0%	8.7%	9.3%	8.6%
%Transfer	0.1%	0.2%	3.6%	3.6%	3.1%	3.7%	4.1%	3.1%	3.5%	3.8%
%Continuing	65.6%	69.1%	67.6%	71.1%	72.8%	72.9%	71.3%	73.0%	72.2%	74.1%

Based on students' enrollment status during academic year.
 Source: SBCTC Data Warehouse (Student Table)
 MIS_STAT<>0; groupby SOURCE

Last updated on September 11, 2009
 GRCC • Research and Planning Office • Loan Spencer

Green River Community College
Spring Quarter - Enrollment Status (Kind of Enrollment)
 College Total



<u>Spring</u>	<u>99-00</u>	<u>00-01</u>	<u>01-02</u>	<u>02-03</u>	<u>03-04</u>	<u>04-05</u>	<u>05-06</u>	<u>06-07</u>	<u>07-08</u>	<u>08-09</u>
New	1,867	1,504	1,417	1,184	1,268	1,315	1,229	1,262	1,243	1,340
Former	1,114	1,068	1,059	920	933	961	951	880	938	1,012
Transfer	9	187	317	267	249	308	269	282	316	302
Continuing	5,715	5,575	5,898	6,244	6,047	6,030	6,201	6,134	6,459	7,005
Total	8,705	8,334	8,691	8,615	8,497	8,614	8,650	8,558	8,956	9,659

%New	21.4%	18.0%	16.3%	13.7%	14.9%	15.3%	14.2%	14.7%	13.9%	13.9%
%Former	12.8%	12.8%	12.2%	10.7%	11.0%	11.2%	11.0%	10.3%	10.5%	10.5%
%Transfer	0.1%	2.2%	3.6%	3.1%	2.9%	3.6%	3.1%	3.3%	3.5%	3.1%
%Continuing	65.7%	66.9%	67.9%	72.5%	71.2%	70.0%	71.7%	71.7%	72.1%	72.5%

Based on students' enrollment status during academic year.
 Source: SBCTC Data Warehouse (Student Table)
 MIS_STAT<>0; groupby SOURCE

Last updated on September 11, 2009
 GRCC • Research and Planning Office • Loan Spencer