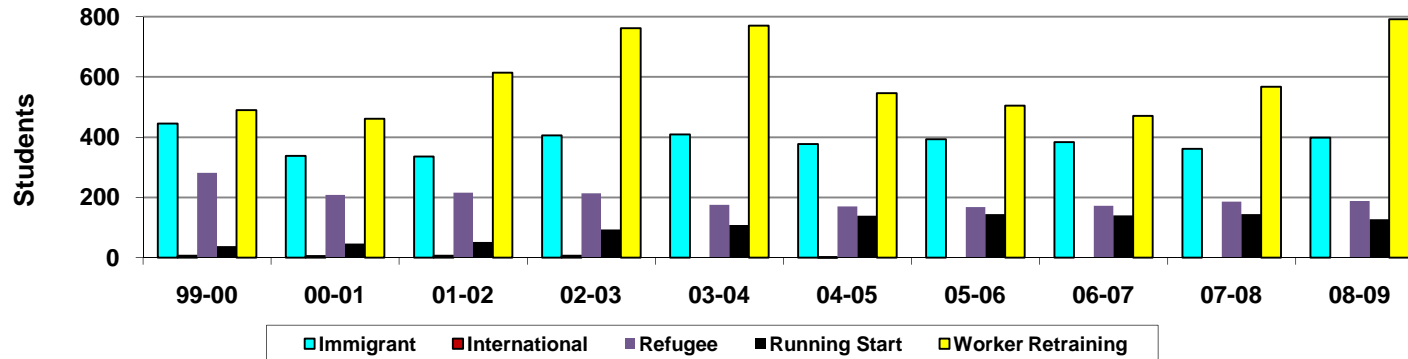


## Green River Community College Selected Enrollment State-Supported

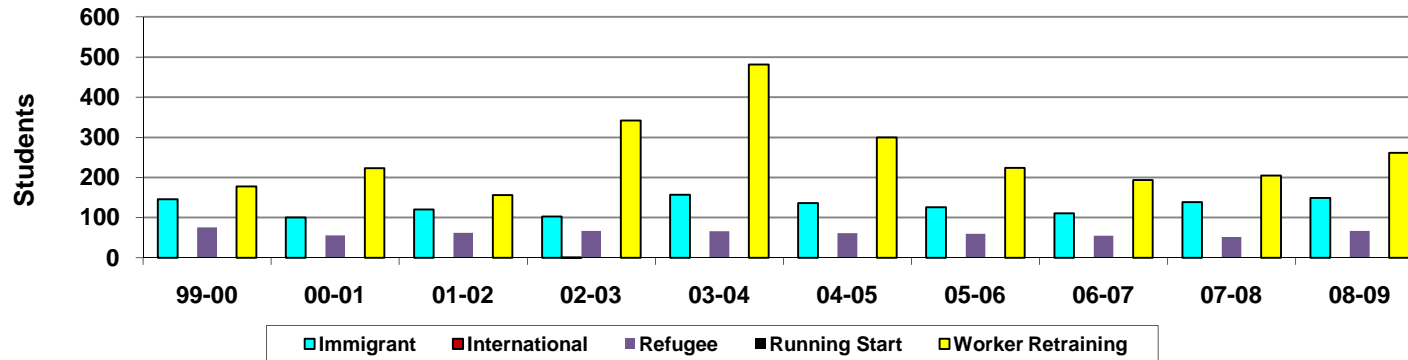


| <b>Annual Unduplicated HC</b> | <b>99-00</b> | <b>00-01</b> | <b>01-02</b> | <b>02-03</b> | <b>03-04</b> | <b>04-05</b> | <b>05-06</b> | <b>06-07</b> | <b>07-08</b> | <b>08-09</b> |
|-------------------------------|--------------|--------------|--------------|--------------|--------------|--------------|--------------|--------------|--------------|--------------|
| <b>Immigrant</b>              | 445          | 338          | 336          | 406          | 409          | 377          | 393          | 384          | 361          | 398          |
| <b>International</b>          | 6            | 5            | 6            | 6            |              | 1            |              |              |              |              |
| <b>Refugee</b>                | 282          | 208          | 216          | 214          | 175          | 170          | 168          | 172          | 186          | 188          |
| <b>Running Start</b>          | 38           | 47           | 52           | 94           | 108          | 139          | 144          | 140          | 144          | 128          |
| <b>Worker Retraining</b>      | 490          | 461          | 614          | 762          | 770          | 546          | 505          | 471          | 567          | 791          |
| <b>% Immigrant</b>            | 4.2%         | 3.4%         | 3.3%         | 3.9%         | 3.9%         | 3.7%         | 3.8%         | 3.8%         | 3.4%         | 3.5%         |
| <b>% International</b>        | 0.1%         | 0.0%         | 0.1%         | 0.1%         |              | 0.0%         |              |              |              |              |
| <b>% Refugee</b>              | 2.6%         | 2.1%         | 2.1%         | 2.0%         | 1.7%         | 1.7%         | 1.6%         | 1.7%         | 1.8%         | 1.7%         |
| <b>% Running Start</b>        | 0.4%         | 0.5%         | 0.5%         | 0.9%         | 1.0%         | 1.4%         | 1.4%         | 1.4%         | 1.4%         | 1.1%         |
| <b>% Worker Retraining</b>    | 4.6%         | 4.6%         | 6.0%         | 7.2%         | 7.3%         | 5.4%         | 4.9%         | 4.6%         | 5.4%         | 7.0%         |

Source: SBCTC Data Warehouse (Student), MIS\_STAT<>0, FSPriCat(Min)=1  
FEE\_PAY=35 (Int'l); FEE\_PAY=54 (RS); WORK\_ATTND between 80 and 85 (WR)

Last updated on September 11, 2009  
GRCC • Research and Planning Office • Loan Spencer

## Green River Community College Summer Quarter - Selected Enrollment State-Supported

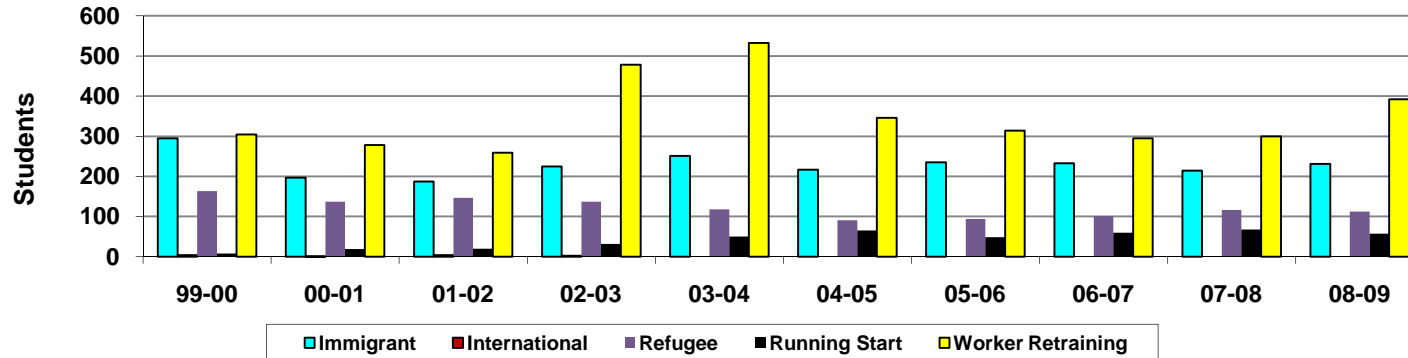


| <b>Annual</b>              | <b>99-00</b> | <b>00-01</b> | <b>01-02</b> | <b>02-03</b> | <b>03-04</b> | <b>04-05</b> | <b>05-06</b> | <b>06-07</b> | <b>07-08</b> | <b>08-09</b> |
|----------------------------|--------------|--------------|--------------|--------------|--------------|--------------|--------------|--------------|--------------|--------------|
| <b>Unduplicated HC</b>     | 2,554        | 2,562        | 2,548        | 2,902        | 3,326        | 3,125        | 3,022        | 2,961        | 2,955        | 3,377        |
| <b>Immigrant</b>           | 146          | 100          | 120          | 103          | 157          | 136          | 126          | 111          | 139          | 149          |
| <b>International</b>       |              |              |              | 1            |              |              |              |              |              |              |
| <b>Refugee</b>             | 76           | 56           | 62           | 67           | 66           | 61           | 60           | 55           | 52           | 67           |
| <b>Running Start</b>       |              |              |              |              |              |              |              |              |              |              |
| <b>Worker Retraining</b>   | 178          | 223          | 156          | 342          | 481          | 300          | 224          | 194          | 205          | 261          |
| <b>% Immigrant</b>         | 5.7%         | 3.9%         | 4.7%         | 3.5%         | 4.7%         | 4.4%         | 4.2%         | 3.7%         | 4.7%         | 4.4%         |
| <b>% International</b>     |              |              |              | 0.0%         |              |              |              |              |              |              |
| <b>% Refugee</b>           | 3.0%         | 2.2%         | 2.4%         | 2.3%         | 2.0%         | 2.0%         | 2.0%         | 1.9%         | 1.8%         | 2.0%         |
| <b>% Running Start</b>     |              |              |              |              |              |              |              |              |              |              |
| <b>% Worker Retraining</b> | 7.0%         | 8.7%         | 6.1%         | 11.8%        | 14.5%        | 9.6%         | 7.4%         | 6.6%         | 6.9%         | 7.7%         |

Source: SBCTC Data Warehouse (Student), MIS\_STAT<>0, FSPriCat(Min)=1  
FEE\_PAY=35 (Int'l); FEE\_PAY=54 (RS); WORK\_ATTND between 80 and 85 (WR)

Last updated on September 11, 2009  
GRCC • Research and Planning Office • Loan Spencer

## Green River Community College Fall Quarter - Selected Enrollment State-Supported

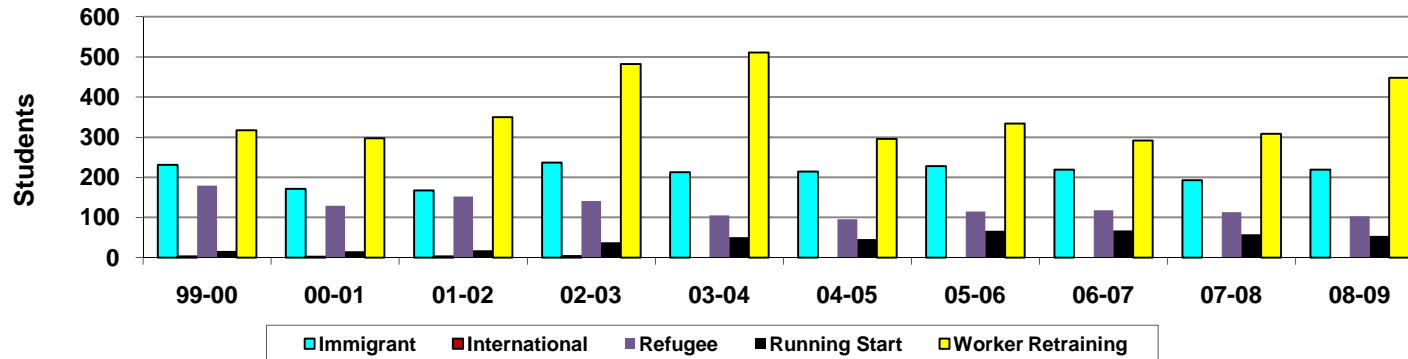


| <b>Annual</b>              | <b>99-00</b> | <b>00-01</b> | <b>01-02</b> | <b>02-03</b> | <b>03-04</b> | <b>04-05</b> | <b>05-06</b> | <b>06-07</b> | <b>07-08</b> | <b>08-09</b> |
|----------------------------|--------------|--------------|--------------|--------------|--------------|--------------|--------------|--------------|--------------|--------------|
| <b>Unduplicated HC</b>     | 6,309        | 6,110        | 6,010        | 6,346        | 6,473        | 5,955        | 6,129        | 6,152        | 5,990        | 6,577        |
| <b>Immigrant</b>           | 295          | 197          | 187          | 225          | 251          | 217          | 235          | 233          | 214          | 231          |
| <b>International</b>       | 4            | 1            | 4            | 2            |              |              |              |              |              |              |
| <b>Refugee</b>             | 163          | 137          | 147          | 137          | 118          | 91           | 94           | 101          | 116          | 112          |
| <b>Running Start</b>       | 8            | 19           | 20           | 32           | 50           | 65           | 49           | 60           | 68           | 57           |
| <b>Worker Retraining</b>   | 304          | 278          | 259          | 478          | 532          | 346          | 314          | 295          | 300          | 392          |
| <b>% Immigrant</b>         | 4.7%         | 3.2%         | 3.1%         | 3.5%         | 3.9%         | 3.6%         | 3.8%         | 3.8%         | 3.6%         | 3.5%         |
| <b>% International</b>     | 0.1%         | 0.0%         | 0.1%         | 0.0%         |              |              |              |              |              |              |
| <b>% Refugee</b>           | 2.6%         | 2.2%         | 2.4%         | 2.2%         | 1.8%         | 1.5%         | 1.5%         | 1.6%         | 1.9%         | 1.7%         |
| <b>% Running Start</b>     | 0.1%         | 0.3%         | 0.3%         | 0.5%         | 0.8%         | 1.1%         | 0.8%         | 1.0%         | 1.1%         | 0.9%         |
| <b>% Worker Retraining</b> | 4.8%         | 4.5%         | 4.3%         | 7.5%         | 8.2%         | 5.8%         | 5.1%         | 4.8%         | 5.0%         | 6.0%         |

Source: SBCTC Data Warehouse (Student), MIS\_STAT<>0, FSPriCat(Min)=1  
FEE\_PAY=35 (Int'l); FEE\_PAY=54 (RS); WORK\_ATTND between 80 and 85 (WR)

Last updated on September 11, 2009  
GRCC • Research and Planning Office • Loan Spencer

## Green River Community College Winter Quarter - Selected Enrollment State-Supported

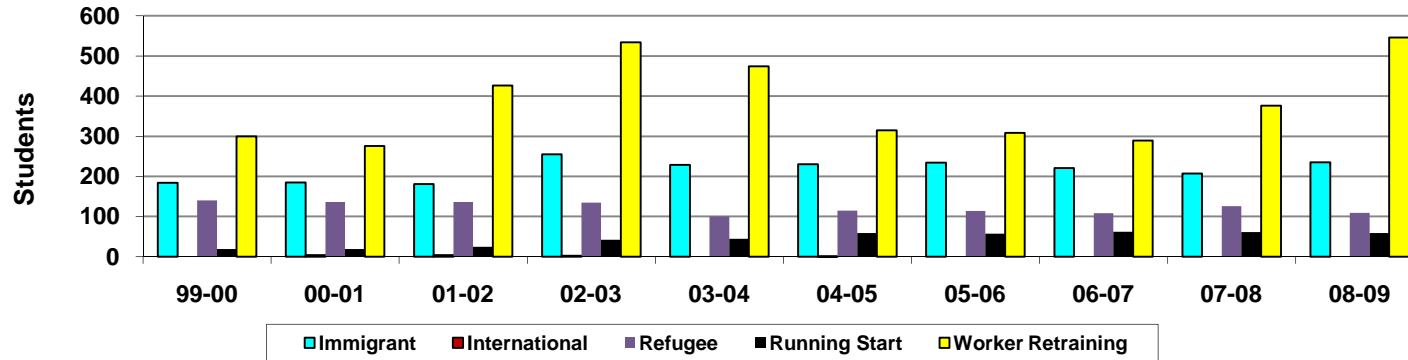


| <b>Annual</b>              | <b>99-00</b> | <b>00-01</b> | <b>01-02</b> | <b>02-03</b> | <b>03-04</b> | <b>04-05</b> | <b>05-06</b> | <b>06-07</b> | <b>07-08</b> | <b>08-09</b> |
|----------------------------|--------------|--------------|--------------|--------------|--------------|--------------|--------------|--------------|--------------|--------------|
| <b>Unduplicated HC</b>     | 5,976        | 5,606        | 5,852        | 6,224        | 6,021        | 5,761        | 5,829        | 5,750        | 5,763        | 6,189        |
| <b>Immigrant</b>           | 231          | 171          | 167          | 237          | 213          | 214          | 228          | 219          | 193          | 219          |
| <b>International</b>       | 3            | 2            | 3            | 4            |              |              |              |              |              |              |
| <b>Refugee</b>             | 179          | 129          | 152          | 141          | 105          | 96           | 115          | 118          | 113          | 103          |
| <b>Running Start</b>       | 17           | 16           | 18           | 38           | 51           | 46           | 67           | 68           | 58           | 54           |
| <b>Worker Retraining</b>   | 317          | 297          | 350          | 482          | 511          | 296          | 334          | 292          | 308          | 448          |
| <b>% Immigrant</b>         | 3.9%         | 3.1%         | 2.9%         | 3.8%         | 3.5%         | 3.7%         | 3.9%         | 3.8%         | 3.3%         | 3.5%         |
| <b>% International</b>     | 0.1%         | 0.0%         | 0.1%         | 0.1%         |              |              |              |              |              |              |
| <b>% Refugee</b>           | 3.0%         | 2.3%         | 2.6%         | 2.3%         | 1.7%         | 1.7%         | 2.0%         | 2.1%         | 2.0%         | 1.7%         |
| <b>% Running Start</b>     | 0.3%         | 0.3%         | 0.3%         | 0.6%         | 0.8%         | 0.8%         | 1.1%         | 1.2%         | 1.0%         | 0.9%         |
| <b>% Worker Retraining</b> | 5.3%         | 5.3%         | 6.0%         | 7.7%         | 8.5%         | 5.1%         | 5.7%         | 5.1%         | 5.3%         | 7.2%         |

Source: SBCTC Data Warehouse (Student), MIS\_STAT<>0, FSPriCat(Min)=1  
FEE\_PAY=35 (Int'l); FEE\_PAY=54 (RS); WORK\_ATTND between 80 and 85 (WR)

Last updated on September 11, 2009  
GRCC • Research and Planning Office • Loan Spencer

## Green River Community College Spring Quarter - Selected Enrollment State-Supported



| <b>Annual</b>              | <b>99-00</b> | <b>00-01</b> | <b>01-02</b> | <b>02-03</b> | <b>03-04</b> | <b>04-05</b> | <b>05-06</b> | <b>06-07</b> | <b>07-08</b> | <b>08-09</b> |
|----------------------------|--------------|--------------|--------------|--------------|--------------|--------------|--------------|--------------|--------------|--------------|
| <b>Unduplicated HC</b>     | 5,876        | 5,473        | 5,902        | 6,154        | 5,970        | 5,736        | 5,737        | 5,466        | 5,943        | 6,268        |
| <b>Immigrant</b>           | 184          | 185          | 181          | 255          | 229          | 230          | 234          | 221          | 207          | 235          |
| <b>International</b>       |              | 4            | 4            | 2            |              | 1            |              |              |              |              |
| <b>Refugee</b>             | 140          | 136          | 136          | 135          | 100          | 115          | 114          | 108          | 126          | 109          |
| <b>Running Start</b>       | 19           | 19           | 25           | 42           | 45           | 59           | 57           | 62           | 61           | 59           |
| <b>Worker Retraining</b>   | 300          | 276          | 426          | 534          | 474          | 315          | 308          | 289          | 376          | 546          |
| <b>% Immigrant</b>         | 3.1%         | 3.4%         | 3.1%         | 4.1%         | 3.8%         | 4.0%         | 4.1%         | 4.0%         | 3.5%         | 3.7%         |
| <b>% International</b>     |              | 0.1%         | 0.1%         | 0.0%         |              | 0.0%         |              |              |              |              |
| <b>% Refugee</b>           | 2.4%         | 2.5%         | 2.3%         | 2.2%         | 1.7%         | 2.0%         | 2.0%         | 2.0%         | 2.1%         | 1.7%         |
| <b>% Running Start</b>     | 0.3%         | 0.3%         | 0.4%         | 0.7%         | 0.8%         | 1.0%         | 1.0%         | 1.1%         | 1.0%         | 0.9%         |
| <b>% Worker Retraining</b> | 5.1%         | 5.0%         | 7.2%         | 8.7%         | 7.9%         | 5.5%         | 5.4%         | 5.3%         | 6.3%         | 8.7%         |

Source: SBCTC Data Warehouse (Student), MIS\_STAT<>0, FSPriCat(Min)=1  
FEE\_PAY=35 (Int'l); FEE\_PAY=54 (RS); WORK\_ATTND between 80 and 85 (WR)

Last updated on September 11, 2009  
GRCC • Research and Planning Office • Loan Spencer