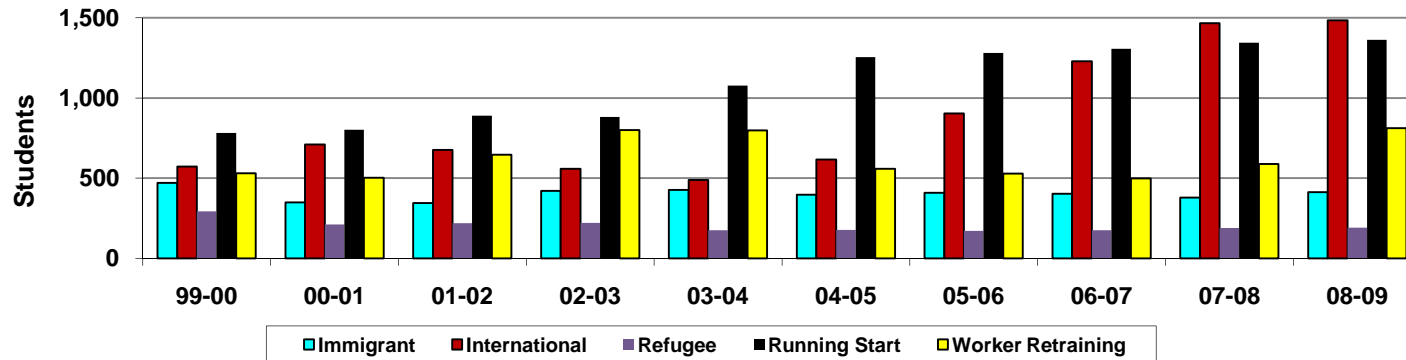


**Green River Community College
Selected Enrollment
College Total**

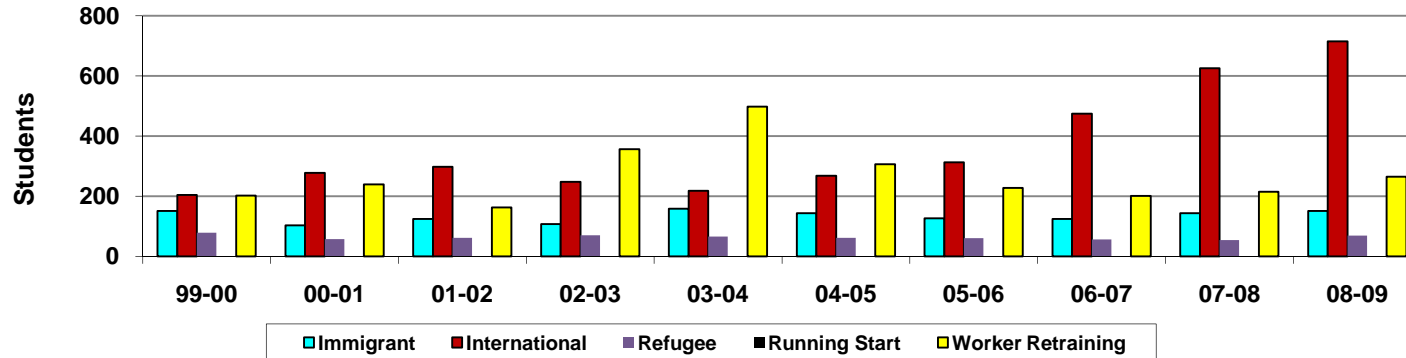


<u>Annual</u>	<u>99-00</u>	<u>00-01</u>	<u>01-02</u>	<u>02-03</u>	<u>03-04</u>	<u>04-05</u>	<u>05-06</u>	<u>06-07</u>	<u>07-08</u>	<u>08-09</u>
Unduplicated HC	17,596	16,839	16,229	15,961	16,123	16,208	16,350	16,011	16,414	17,275
Immigrant	471	349	346	421	426	396	408	402	378	413
International	573	711	676	558	489	617	904	1,228	1,467	1,484
Refugee	294	211	220	221	176	177	172	175	189	191
Running Start	781	802	890	882	1,077	1,255	1,281	1,306	1,344	1,362
Worker Retraining	531	502	647	799	797	559	529	498	589	811
% Immigrant	2.7%	2.1%	2.1%	2.6%	2.6%	2.4%	2.5%	2.5%	2.3%	2.4%
% International	3.3%	4.2%	4.2%	3.5%	3.0%	3.8%	5.5%	7.7%	8.9%	8.6%
% Refugee	1.7%	1.3%	1.4%	1.4%	1.1%	1.1%	1.1%	1.1%	1.2%	1.1%
% Running Start	4.4%	4.8%	5.5%	5.5%	6.7%	7.7%	7.8%	8.2%	8.2%	7.9%
% Worker Retraining	3.0%	3.0%	4.0%	5.0%	4.9%	3.4%	3.2%	3.1%	3.6%	4.7%

Source: SBCTC Data Warehouse (Student), MIS_STAT<>0
FEE_PAY=35 (Int'l); FEE_PAY=54 (RS); WORK_ATTND between 80 and 85 (WR)

Last updated on September 11, 2009
GRCC • Research and Planning Office • Loan Spencer

Green River Community College Summer Quarter - Selected Enrollment College Total

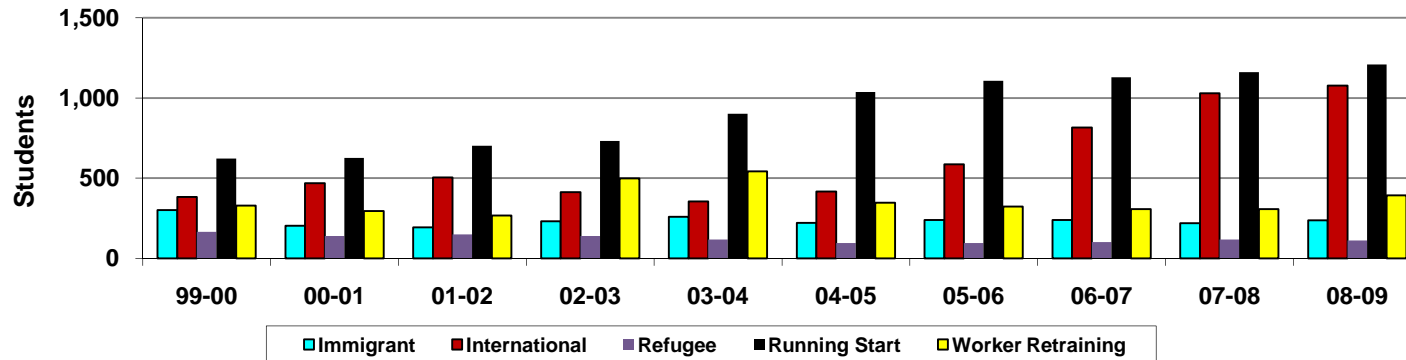


<u>Annual</u>	<u>99-00</u>	<u>00-01</u>	<u>01-02</u>	<u>02-03</u>	<u>03-04</u>	<u>04-05</u>	<u>05-06</u>	<u>06-07</u>	<u>07-08</u>	<u>08-09</u>
Unduplicated HC	3,929	4,039	3,690	3,969	4,339	4,465	4,244	4,144	4,352	4,683
Immigrant	151	103	124	107	159	144	127	124	144	151
International	204	278	298	248	218	268	313	475	626	715
Refugee	79	57	62	70	66	62	61	56	54	69
Running Start										
Worker Retraining	202	239	163	356	498	306	228	201	215	265
% Immigrant	3.8%	2.6%	3.4%	2.7%	3.7%	3.2%	3.0%	3.0%	3.3%	3.2%
% International	5.2%	6.9%	8.1%	6.2%	5.0%	6.0%	7.4%	11.5%	14.4%	15.3%
% Refugee	2.0%	1.4%	1.7%	1.8%	1.5%	1.4%	1.4%	1.4%	1.2%	1.5%
% Running Start										
% Worker Retraining	5.1%	5.9%	4.4%	9.0%	11.5%	6.9%	5.4%	4.9%	4.9%	5.7%

Source: SBCTC Data Warehouse (Student), MIS_STAT<>0
FEE_PAY=35 (Int'l); FEE_PAY=54 (RS); WORK_ATTND between 80 and 85 (WR)

Last updated on September 11, 2009
GRCC • Research and Planning Office • Loan Spencer

**Green River Community College
Fall Quarter - Selected Enrollment
College Total**

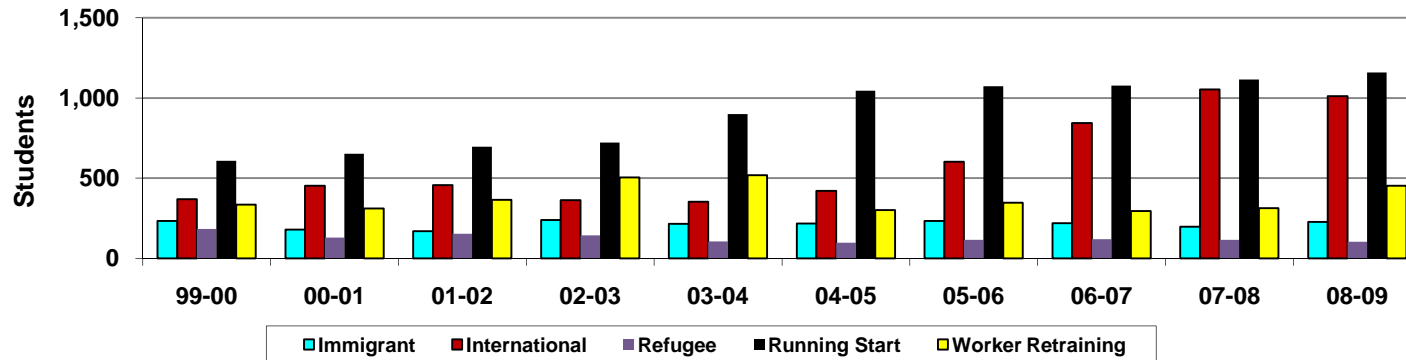


<u>Annual</u>	<u>99-00</u>	<u>00-01</u>	<u>01-02</u>	<u>02-03</u>	<u>03-04</u>	<u>04-05</u>	<u>05-06</u>	<u>06-07</u>	<u>07-08</u>	<u>08-09</u>
Unduplicated HC	9,447	9,153	8,568	9,024	9,076	8,739	9,047	9,212	9,199	9,867
Immigrant	302	203	193	231	259	222	240	240	219	237
International	383	469	504	413	356	417	587	816	1,030	1,078
Refugee	165	139	150	139	118	95	96	101	118	112
Running Start	623	626	703	733	902	1,037	1,107	1,128	1,160	1,208
Worker Retraining	329	295	268	499	542	348	324	307	307	392
% Immigrant	3.2%	2.2%	2.3%	2.6%	2.9%	2.5%	2.7%	2.6%	2.4%	2.4%
% International	4.1%	5.1%	5.9%	4.6%	3.9%	4.8%	6.5%	8.9%	11.2%	10.9%
% Refugee	1.7%	1.5%	1.8%	1.5%	1.3%	1.1%	1.1%	1.1%	1.3%	1.1%
% Running Start	6.6%	6.8%	8.2%	8.1%	9.9%	11.9%	12.2%	12.2%	12.6%	12.2%
% Worker Retraining	3.5%	3.2%	3.1%	5.5%	6.0%	4.0%	3.6%	3.3%	3.3%	4.0%

Source: SBCTC Data Warehouse (Student), MIS_STAT<>0
FEE_PAY=35 (Int'l); FEE_PAY=54 (RS); WORK_ATTND between 80 and 85 (WR)

Last updated on September 11, 2009
GRCC • Research and Planning Office • Loan Spencer

**Green River Community College
Winter Quarter - Selected Enrollment
College Total**

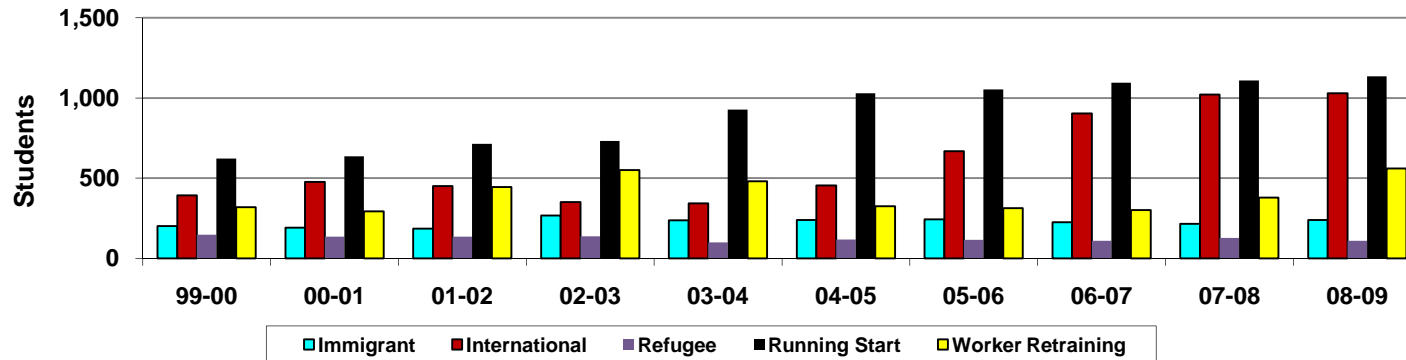


<u>Annual</u>	<u>99-00</u>	<u>00-01</u>	<u>01-02</u>	<u>02-03</u>	<u>03-04</u>	<u>04-05</u>	<u>05-06</u>	<u>06-07</u>	<u>07-08</u>	<u>08-09</u>
Unduplicated HC	8,728	8,228	8,555	8,546	8,499	8,238	8,700	8,684	8,833	9,218
Immigrant	234	179	170	240	216	218	233	220	197	227
International	369	452	456	364	354	421	603	844	1,053	1,012
Refugee	183	129	153	143	106	97	115	119	115	103
Running Start	609	653	697	722	899	1,045	1,073	1,078	1,115	1,158
Worker Retraining	335	311	366	505	519	301	347	296	314	452
% Immigrant	2.7%	2.2%	2.0%	2.8%	2.5%	2.6%	2.7%	2.5%	2.2%	2.5%
% International	4.2%	5.5%	5.3%	4.3%	4.2%	5.1%	6.9%	9.7%	11.9%	11.0%
% Refugee	2.1%	1.6%	1.8%	1.7%	1.2%	1.2%	1.3%	1.4%	1.3%	1.1%
% Running Start	7.0%	7.9%	8.1%	8.4%	10.6%	12.7%	12.3%	12.4%	12.6%	12.6%
% Worker Retraining	3.8%	3.8%	4.3%	5.9%	6.1%	3.7%	4.0%	3.4%	3.6%	4.9%

Source: SBCTC Data Warehouse (Student), MIS_STAT<>0
FEE_PAY=35 (Int'l); FEE_PAY=54 (RS); WORK_ATTND between 80 and 85 (WR)

Last updated on September 11, 2009
GRCC • Research and Planning Office • Loan Spencer

Green River Community College Spring Quarter - Selected Enrollment College Total



<u>Annual</u>	<u>99-00</u>	<u>00-01</u>	<u>01-02</u>	<u>02-03</u>	<u>03-04</u>	<u>04-05</u>	<u>05-06</u>	<u>06-07</u>	<u>07-08</u>	<u>08-09</u>
Unduplicated HC	8,705	8,334	8,691	8,615	8,497	8,614	8,650	8,558	8,956	9,659
Immigrant	201	191	185	267	237	240	243	226	216	240
International	393	476	450	351	344	455	668	903	1,022	1,029
Refugee	147	136	136	137	100	118	115	110	127	110
Running Start	622	636	715	732	927	1,029	1,053	1,095	1,109	1,134
Worker Retraining	319	293	445	550	481	325	313	301	378	561
% Immigrant	2.3%	2.3%	2.1%	3.1%	2.8%	2.8%	2.8%	2.6%	2.4%	2.5%
% International	4.5%	5.7%	5.2%	4.1%	4.0%	5.3%	7.7%	10.6%	11.4%	10.7%
% Refugee	1.7%	1.6%	1.6%	1.6%	1.2%	1.4%	1.3%	1.3%	1.4%	1.1%
% Running Start	7.1%	7.6%	8.2%	8.5%	10.9%	11.9%	12.2%	12.8%	12.4%	11.7%
% Worker Retraining	3.7%	3.5%	5.1%	6.4%	5.7%	3.8%	3.6%	3.5%	4.2%	5.8%

Source: SBCTC Data Warehouse (Student), MIS_STAT<>0
FEE_PAY=35 (Int'l); FEE_PAY=54 (RS); WORK_ATTND between 80 and 85 (WR)

Last updated on September 11, 2009
GRCC • Research and Planning Office • Loan Spencer