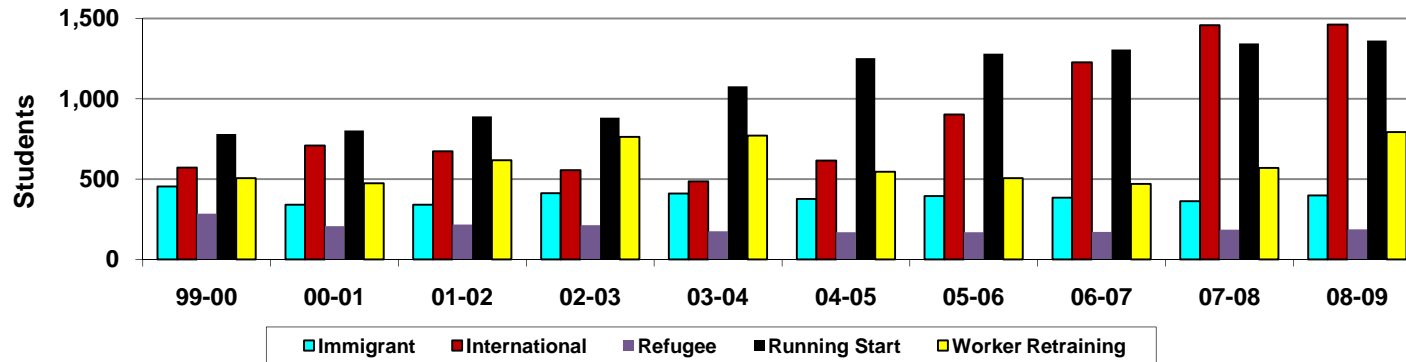


**Green River Community College
Selected Enrollment
State and Contract-Funded**

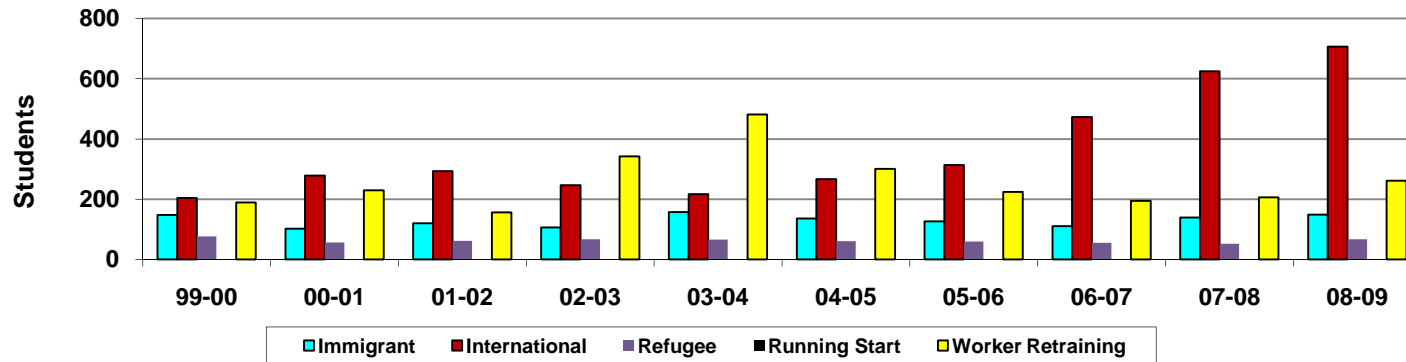


<u>Annual</u>	<u>99-00</u>	<u>00-01</u>	<u>01-02</u>	<u>02-03</u>	<u>03-04</u>	<u>04-05</u>	<u>05-06</u>	<u>06-07</u>	<u>07-08</u>	<u>08-09</u>
Unduplicated HC	13,239	12,786	12,307	12,313	12,509	12,621	12,837	12,824	13,429	14,574
Immigrant	455	341	340	413	410	377	395	384	363	398
International	572	710	674	556	486	616	902	1,227	1,458	1,463
Refugee	285	208	218	214	175	170	169	172	186	188
Running Start	780	802	890	882	1,077	1,253	1,281	1,306	1,344	1,362
Worker Retraining	506	475	618	762	771	546	505	471	569	792
% Immigrant	3.4%	2.7%	2.8%	3.4%	3.3%	3.0%	3.1%	3.0%	2.7%	2.7%
% International	4.3%	5.6%	5.5%	4.5%	3.9%	4.9%	7.0%	9.6%	10.9%	10.0%
% Refugee	2.2%	1.6%	1.8%	1.7%	1.4%	1.3%	1.3%	1.3%	1.4%	1.3%
% Running Start	5.9%	6.3%	7.2%	7.2%	8.6%	9.9%	10.0%	10.2%	10.0%	9.3%
% Worker Retraining	3.8%	3.7%	5.0%	6.2%	6.2%	4.3%	3.9%	3.7%	4.2%	5.4%

Source: SBCTC Data Warehouse (Student), MIS_STAT<>0, FSPriCat(Min)<>3
FEE_PAY=35 (Int'l); FEE_PAY=54 (RS); WORK_ATTND between 80 and 85 (WR)

Last updated on September 11, 2009
GRCC • Research and Planning Office • Loan Spencer

**Green River Community College
Summer Quarter - Selected Enrollment
State and Contract-Funded**

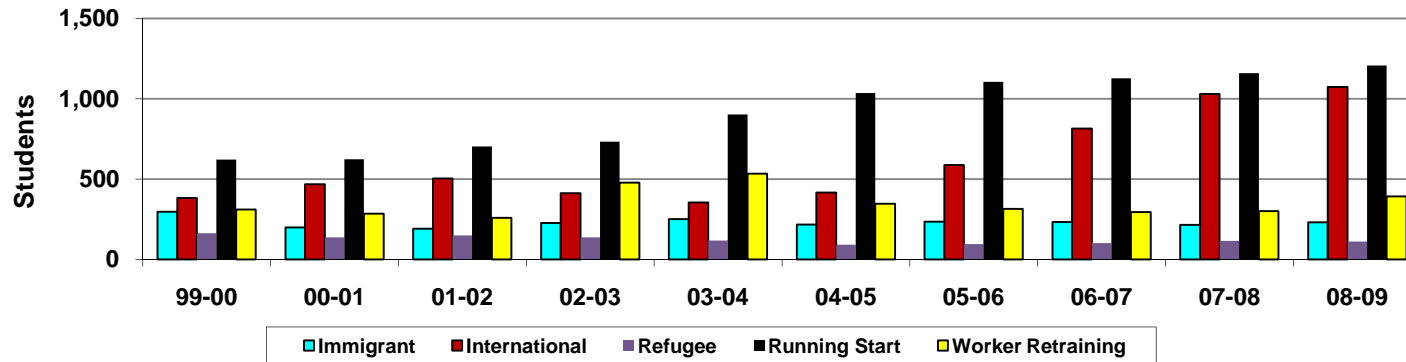


<u>Annual</u>	<u>99-00</u>	<u>00-01</u>	<u>01-02</u>	<u>02-03</u>	<u>03-04</u>	<u>04-05</u>	<u>05-06</u>	<u>06-07</u>	<u>07-08</u>	<u>08-09</u>
Unduplicated HC	3,066	3,323	2,871	3,303	3,632	3,654	3,661	3,494	3,691	4,139
Immigrant	148	102	120	106	157	136	126	111	139	149
International	204	278	293	247	217	267	313	473	625	707
Refugee	76	56	62	67	66	61	60	55	52	67
Running Start										
Worker Retraining	189	229	156	342	481	301	224	194	206	261
% Immigrant	4.8%	3.1%	4.2%	3.2%	4.3%	3.7%	3.4%	3.2%	3.8%	3.6%
% International	6.7%	8.4%	10.2%	7.5%	6.0%	7.3%	8.5%	13.5%	16.9%	17.1%
% Refugee	2.5%	1.7%	2.2%	2.0%	1.8%	1.7%	1.6%	1.6%	1.4%	1.6%
% Running Start										
% Worker Retraining	6.2%	6.9%	5.4%	10.4%	13.2%	8.2%	6.1%	5.6%	5.6%	6.3%

Source: SBCTC Data Warehouse (Student), MIS_STAT<>0, FSPriCat(Min)<>3
FEE_PAY=35 (Int'l); FEE_PAY=54 (RS); WORK_ATTND between 80 and 85 (WR)

Last updated on September 11, 2009
GRCC • Research and Planning Office • Loan Spencer

**Green River Community College
Fall Quarter - Selected Enrollment
State and Contract-Funded**

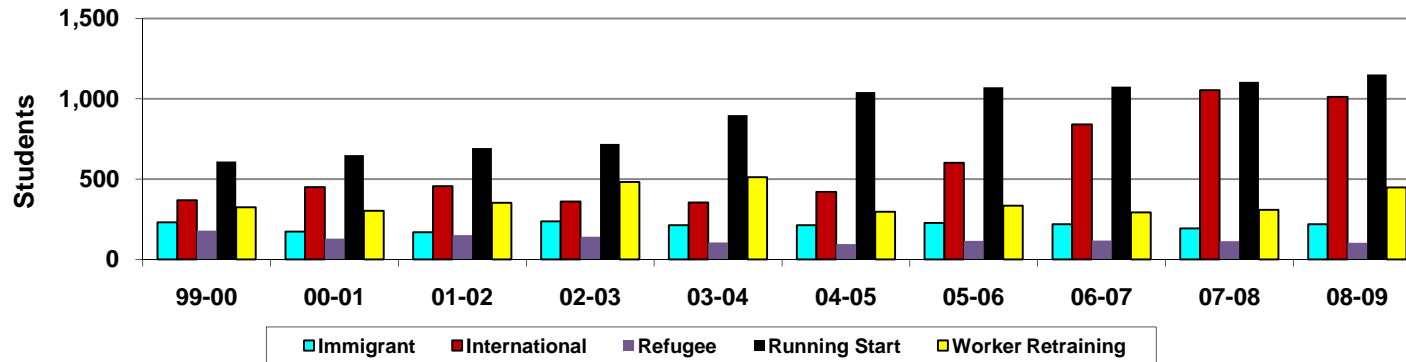


<u>Annual</u>	<u>99-00</u>	<u>00-01</u>	<u>01-02</u>	<u>02-03</u>	<u>03-04</u>	<u>04-05</u>	<u>05-06</u>	<u>06-07</u>	<u>07-08</u>	<u>08-09</u>
Unduplicated HC	7,742	7,696	7,434	7,606	7,839	7,674	7,893	8,102	8,265	8,884
Immigrant	297	199	191	228	251	217	236	233	216	231
International	383	469	504	412	355	417	587	814	1,030	1,074
Refugee	164	137	149	137	118	91	95	101	116	112
Running Start	622	624	703	733	902	1,036	1,106	1,128	1,160	1,208
Worker Retraining	311	285	259	478	533	346	314	295	300	392
% Immigrant	3.8%	2.6%	2.6%	3.0%	3.2%	2.8%	3.0%	2.9%	2.6%	2.6%
% International	4.9%	6.1%	6.8%	5.4%	4.5%	5.4%	7.4%	10.0%	12.5%	12.1%
% Refugee	2.1%	1.8%	2.0%	1.8%	1.5%	1.2%	1.2%	1.2%	1.4%	1.3%
% Running Start	8.0%	8.1%	9.5%	9.6%	11.5%	13.5%	14.0%	13.9%	14.0%	13.6%
% Worker Retraining	4.0%	3.7%	3.5%	6.3%	6.8%	4.5%	4.0%	3.6%	3.6%	4.4%

Source: SBCTC Data Warehouse (Student), MIS_STAT<>0, FSPriCat(Min)<>3
FEE_PAY=35 (Int'l); FEE_PAY=54 (RS); WORK_ATTND between 80 and 85 (WR)

Last updated on September 11, 2009
GRCC • Research and Planning Office • Loan Spencer

**Green River Community College
Winter Quarter - Selected Enrollment
State and Contract-Funded**

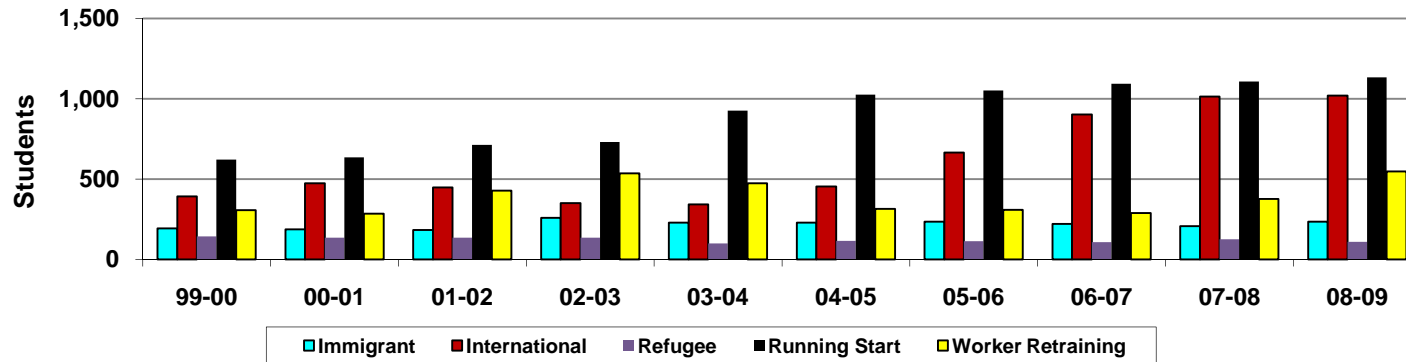


<u>Annual</u>	<u>99-00</u>	<u>00-01</u>	<u>01-02</u>	<u>02-03</u>	<u>03-04</u>	<u>04-05</u>	<u>05-06</u>	<u>06-07</u>	<u>07-08</u>	<u>08-09</u>
Unduplicated HC	7,369	7,027	7,242	7,449	7,438	7,296	7,495	7,722	7,939	8,421
Immigrant	231	174	169	238	213	214	228	219	193	219
International	369	451	456	361	354	421	601	840	1,053	1,012
Refugee	179	129	152	142	105	96	115	118	113	103
Running Start	609	649	693	720	898	1,042	1,072	1,076	1,105	1,151
Worker Retraining	324	303	353	482	512	296	334	292	308	449
% Immigrant	3.1%	2.5%	2.3%	3.2%	2.9%	2.9%	3.0%	2.8%	2.4%	2.6%
% International	5.0%	6.4%	6.3%	4.8%	4.8%	5.8%	8.0%	10.9%	13.3%	12.0%
% Refugee	2.4%	1.8%	2.1%	1.9%	1.4%	1.3%	1.5%	1.5%	1.4%	1.2%
% Running Start	8.3%	9.2%	9.6%	9.7%	12.1%	14.3%	14.3%	13.9%	13.9%	13.7%
% Worker Retraining	4.4%	4.3%	4.9%	6.5%	6.9%	4.1%	4.5%	3.8%	3.9%	5.3%

Source: SBCTC Data Warehouse (Student), MIS_STAT<>0, FSPriCat(Min)<>3
FEE_PAY=35 (Int'l); FEE_PAY=54 (RS); WORK_ATTND between 80 and 85 (WR)

Last updated on September 11, 2009
GRCC • Research and Planning Office • Loan Spencer

Green River Community College Spring Quarter - Selected Enrollment State and Contract-Funded



<u>Annual</u>	<u>99-00</u>	<u>00-01</u>	<u>01-02</u>	<u>02-03</u>	<u>03-04</u>	<u>04-05</u>	<u>05-06</u>	<u>06-07</u>	<u>07-08</u>	<u>08-09</u>
Unduplicated HC	7,455	6,950	7,358	7,353	7,344	7,305	7,492	7,543	8,053	8,802
Immigrant	193	187	183	259	230	230	235	221	207	235
International	392	475	449	350	343	455	665	903	1,014	1,020
Refugee	144	136	136	135	100	115	114	108	126	109
Running Start	621	636	714	731	927	1,026	1,051	1,094	1,108	1,133
Worker Retraining	306	284	429	535	474	315	308	289	377	547
% Immigrant	2.6%	2.7%	2.5%	3.5%	3.1%	3.1%	3.1%	2.9%	2.6%	2.7%
% International	5.3%	6.8%	6.1%	4.8%	4.7%	6.2%	8.9%	12.0%	12.6%	11.6%
% Refugee	1.9%	2.0%	1.8%	1.8%	1.4%	1.6%	1.5%	1.4%	1.6%	1.2%
% Running Start	8.3%	9.2%	9.7%	9.9%	12.6%	14.0%	14.0%	14.5%	13.8%	12.9%
% Worker Retraining	4.1%	4.1%	5.8%	7.3%	6.5%	4.3%	4.1%	3.8%	4.7%	6.2%

Source: SBCTC Data Warehouse (Student), MIS_STAT<>0, FSPriCat(Min)<>3
FEE_PAY=35 (Int'l); FEE_PAY=54 (RS); WORK_ATTND between 80 and 85 (WR)

Last updated on September 11, 2009
GRCC • Research and Planning Office • Loan Spencer