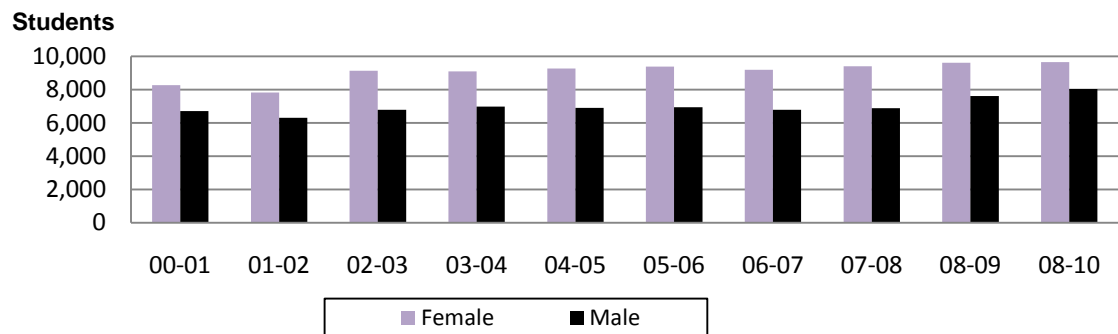


**Green River Community College  
Gender - Annual Headcount (unduplicated)  
College Total**

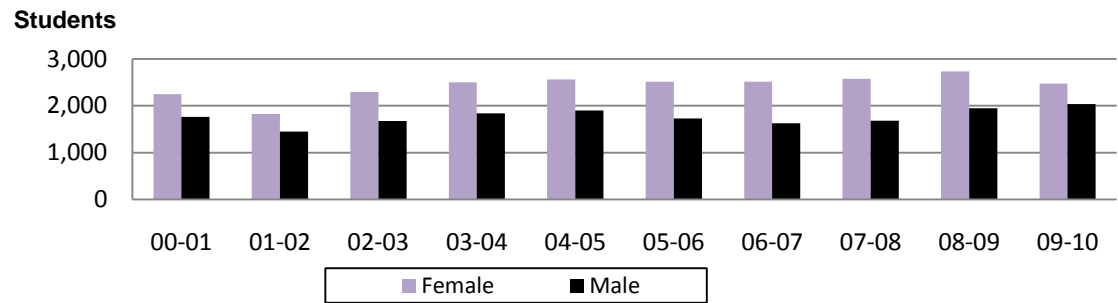


<u>Year</u>	<u>00-01</u>	<u>01-02</u>	<u>02-03</u>	<u>03-04</u>	<u>04-05</u>	<u>05-06</u>	<u>06-07</u>	<u>07-08</u>	<u>08-09</u>	<u>08-10</u>
<b>Female</b>	8,275	7,819	9,127	9,099	9,266	9,378	9,199	9,395	9,608	9,664
<b>Male</b>	6,710	6,303	6,785	6,988	6,908	6,938	6,791	6,877	7,610	8,045
<b>Total</b>	<b>14,985</b>	<b>14,122</b>	<b>15,912</b>	<b>16,087</b>	<b>16,174</b>	<b>16,316</b>	<b>15,990</b>	<b>16,272</b>	<b>17,218</b>	<b>17,709</b>
(Not Reporting)	1,854	2,107	49	36	34	34	21	142	57	53
<b>% Female</b>	55.2%	55.4%	57.4%	56.6%	57.3%	57.5%	57.5%	57.7%	55.8%	54.6%
<b>% Male</b>	44.8%	44.6%	42.6%	43.4%	42.7%	42.5%	42.5%	42.3%	44.2%	45.4%

Excludes students not reporting gender  
Source: SBCTC Data Warehouse (Student), MIS\_STAT<->0

Last updated on September 17, 2010  
GRCC • Research and Planning Office • Loan Spencer

**Green River Community College  
Summer Quarter - Gender  
College Total**



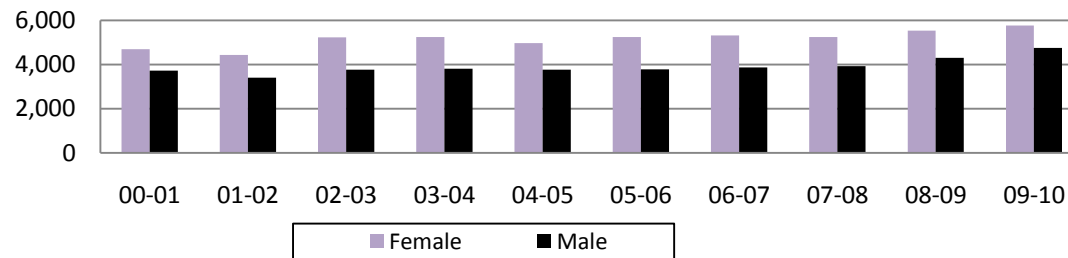
<b>Summer</b>	<b>00-01</b>	<b>01-02</b>	<b>02-03</b>	<b>03-04</b>	<b>04-05</b>	<b>05-06</b>	<b>06-07</b>	<b>07-08</b>	<b>08-09</b>	<b>09-10</b>
<b>Female</b>	2,247	1,827	2,296	2,501	2,563	2,513	2,515	2,576	2,730	2,473
<b>Male</b>	1,763	1,449	1,673	1,838	1,899	1,726	1,628	1,684	1,947	2,036
<b>Total</b>	<b>4,010</b>	<b>3,276</b>	<b>3,969</b>	<b>4,339</b>	<b>4,462</b>	<b>4,239</b>	<b>4,143</b>	<b>4,260</b>	<b>4,677</b>	<b>4,509</b>
(Not Reporting)	29	414			3	5	1	92	6	6
<b>% Female</b>	56.0%	55.8%	57.8%	57.6%	57.4%	59.3%	60.7%	60.5%	58.4%	54.8%
<b>% Male</b>	44.0%	44.2%	42.2%	42.4%	42.6%	40.7%	39.3%	39.5%	41.6%	45.2%

Excludes students not reporting gender  
Source: SBCTC Data Warehouse (Student), MIS\_STAT<=>0

Last updated on September 17, 2010  
GRCC • Research and Planning Office • Loan Spencer

**Green River Community College  
Fall Quarter - Gender  
College Total**

**Students**

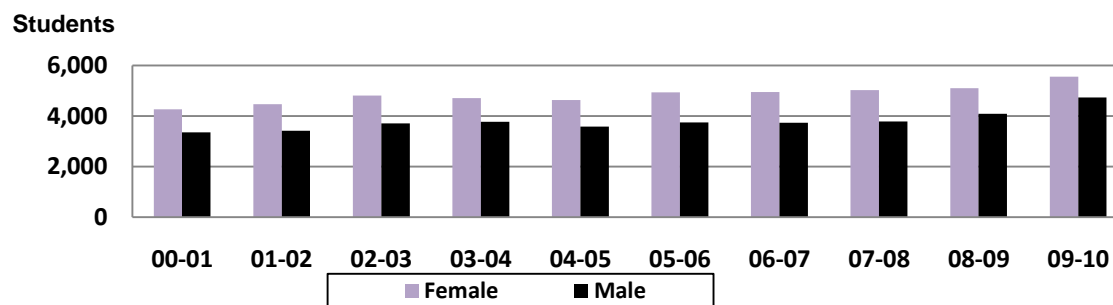


<b>Fall</b>	<b>00-01</b>	<b>01-02</b>	<b>02-03</b>	<b>03-04</b>	<b>04-05</b>	<b>05-06</b>	<b>06-07</b>	<b>07-08</b>	<b>08-09</b>	<b>09-10</b>
<b>Female</b>	4,702	4,432	5,235	5,245	4,970	5,255	5,324	5,256	5,544	5,768
<b>Male</b>	3,732	3,409	3,773	3,820	3,769	3,779	3,874	3,927	4,313	4,754
<b>Total</b>	<b>8,434</b>	<b>7,841</b>	<b>9,008</b>	<b>9,065</b>	<b>8,739</b>	<b>9,034</b>	<b>9,198</b>	<b>9,183</b>	<b>9,857</b>	<b>10,522</b>
(Not Reporting)	720	728	16	11		13	14	16	10	21
<b>% Female</b>	55.8%	56.5%	58.1%	57.9%	56.9%	58.2%	57.9%	57.2%	56.2%	54.8%
<b>% Male</b>	44.2%	43.5%	41.9%	42.1%	43.1%	41.8%	42.1%	42.8%	43.8%	45.2%

Excludes students not reporting gender  
Source: SBCTC Data Warehouse (Student), MIS\_STAT<>0

Last updated on September 17, 2010  
GRCC • Research and Planning Office • Loan Spencer

**Green River Community College  
Winter Quarter - Gender  
College Total**



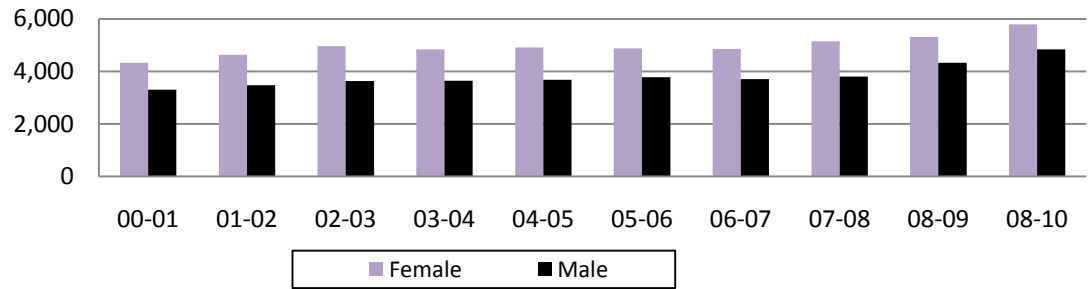
<u>Winter</u>	<u>00-01</u>	<u>01-02</u>	<u>02-03</u>	<u>03-04</u>	<u>04-05</u>	<u>05-06</u>	<u>06-07</u>	<u>07-08</u>	<u>08-09</u>	<u>09-10</u>
<b>Female</b>	4,272	4,471	4,819	4,710	4,635	4,936	4,953	5,026	5,106	5,562
<b>Male</b>	3,352	3,414	3,712	3,775	3,590	3,747	3,731	3,783	4,087	4,739
<b>Total</b>	<b>7,624</b>	<b>7,885</b>	<b>8,531</b>	<b>8,485</b>	<b>8,225</b>	<b>8,683</b>	<b>8,684</b>	<b>8,809</b>	<b>9,193</b>	<b>10,301</b>
(Not Reporting)	604	670	15	14	13	17		24	25	14
<b>% Female</b>	56.0%	56.7%	56.5%	55.5%	56.4%	56.8%	57.0%	57.1%	55.5%	54.0%
<b>% Male</b>	44.0%	43.3%	43.5%	44.5%	43.6%	43.2%	43.0%	42.9%	44.5%	46.0%

Excludes students not reporting gender  
Source: SBCTC Data Warehouse (Student), MIS\_STAT<>0

Last updated on September 17, 2010  
GRCC • Research and Planning Office • Loan Spencer

**Green River Community College  
Spring Quarter - Gender  
College Total**

**Students**



	<u>00-01</u>	<u>01-02</u>	<u>02-03</u>	<u>03-04</u>	<u>04-05</u>	<u>05-06</u>	<u>06-07</u>	<u>07-08</u>	<u>08-09</u>	<u>08-10</u>
<b>Spring Female</b>	4,325	4,629	4,957	4,838	4,913	4,876	4,848	5,144	5,317	5,782
<b>Male</b>	3,305	3,467	3,636	3,647	3,683	3,774	3,704	3,800	4,321	4,831
<b>Total</b>	<b>7,630</b>	<b>8,096</b>	<b>8,593</b>	<b>8,485</b>	<b>8,596</b>	<b>8,650</b>	<b>8,552</b>	<b>8,944</b>	<b>9,638</b>	<b>10,613</b>
(Not Reporting)	706	595	22	12	18		6	12	21	26
<b>% Female</b>	56.7%	57.2%	57.7%	57.0%	57.2%	56.4%	56.7%	57.5%	55.2%	54.5%
<b>% Male</b>	43.3%	42.8%	42.3%	43.0%	42.8%	43.6%	43.3%	42.5%	44.8%	45.5%

Excludes students not reporting gender  
Source: SBCTC Data Warehouse (Student), MIS\_STAT<>0

Last updated on September 17, 2010  
GRCC • Research and Planning Office • Loan Spencer