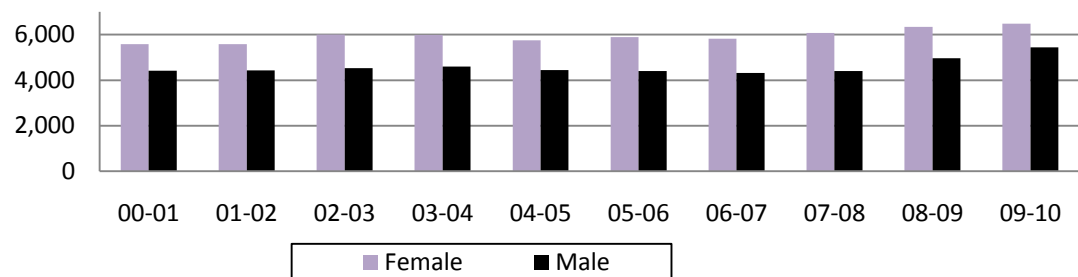


**Green River Community College  
Gender - Annual Headcount (unduplicated)  
State-Supported**

**Students**



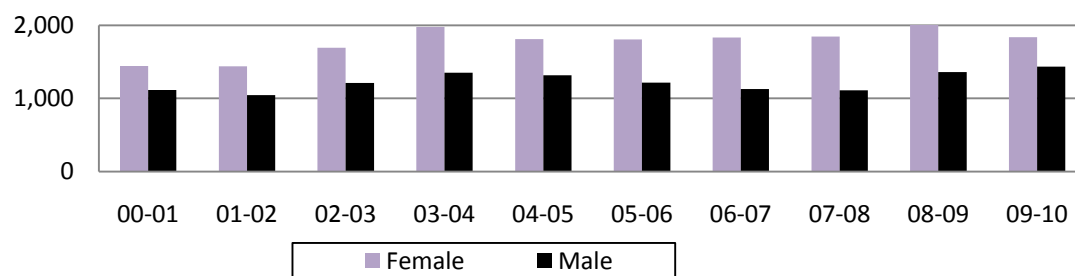
| <b>Year</b>     | <b>00-01</b>  | <b>01-02</b>  | <b>02-03</b>  | <b>03-04</b>  | <b>04-05</b>  | <b>05-06</b>  | <b>06-07</b>  | <b>07-08</b>  | <b>08-09</b>  | <b>09-10</b>  |
|-----------------|---------------|---------------|---------------|---------------|---------------|---------------|---------------|---------------|---------------|---------------|
| <b>Female</b>   | 5,581         | 5,578         | 6,001         | 5,986         | 5,751         | 5,894         | 5,822         | 6,072         | 6,338         | 6,488         |
| <b>Male</b>     | 4,420         | 4,432         | 4,532         | 4,597         | 4,449         | 4,406         | 4,318         | 4,407         | 4,972         | 5,450         |
| <b>Total</b>    | <b>10,001</b> | <b>10,010</b> | <b>10,533</b> | <b>10,583</b> | <b>10,200</b> | <b>10,300</b> | <b>10,140</b> | <b>10,479</b> | <b>11,310</b> | <b>11,938</b> |
| (Not Reporting) | 78            | 234           | 1             |               | 1             | 2             | 1             | 5             | 2             | 9             |
| <b>% Female</b> | 55.8%         | 55.7%         | 57.0%         | 56.6%         | 56.4%         | 57.2%         | 57.4%         | 57.9%         | 56.0%         | 54.3%         |
| <b>% Male</b>   | 44.2%         | 44.3%         | 43.0%         | 43.4%         | 43.6%         | 42.8%         | 42.6%         | 42.1%         | 44.0%         | 45.7%         |

Note: Excludes students not reporting gender  
Source: SBCTC Data Warehouse (Student), MIS\_STAT<>0; FSPriCat=1

Last updated on September 17, 2010  
GRCC • Research and Planning Office • Loan Spencer

## Green River Community College Summer Quarter - Gender State-Supported

Students



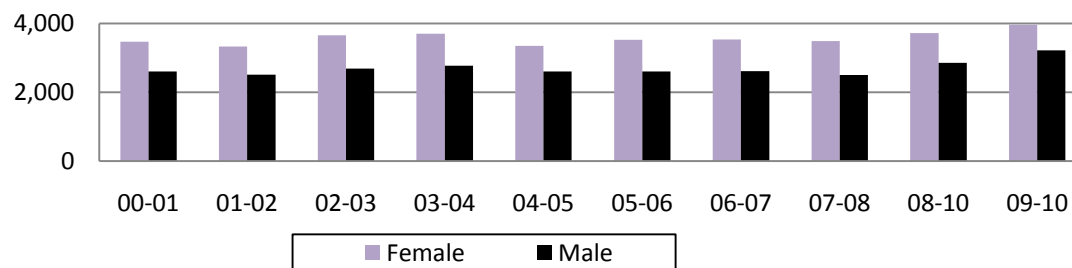
| <b>Summer</b>   | <b>00-01</b> | <b>01-02</b> | <b>02-03</b> | <b>03-04</b> | <b>04-05</b> | <b>05-06</b> | <b>06-07</b> | <b>07-08</b> | <b>08-09</b> | <b>09-10</b> |
|-----------------|--------------|--------------|--------------|--------------|--------------|--------------|--------------|--------------|--------------|--------------|
| <b>Female</b>   | 1,442        | 1,437        | 1,692        | 1,974        | 1,811        | 1,806        | 1,832        | 1,845        | 2,020        | 1,836        |
| <b>Male</b>     | 1,113        | 1,045        | 1,210        | 1,352        | 1,314        | 1,216        | 1,129        | 1,110        | 1,357        | 1,434        |
| <b>Total</b>    | <b>2,555</b> | <b>2,482</b> | <b>2,902</b> | <b>3,326</b> | <b>3,125</b> | <b>3,022</b> | <b>2,961</b> | <b>2,955</b> | <b>3,377</b> | <b>3,270</b> |
| (Not Reporting) | 7            | 66           |              |              |              |              |              |              |              | 2            |
| <b>% Female</b> | 56.4%        | 57.9%        | 58.3%        | 59.4%        | 58.0%        | 59.8%        | 61.9%        | 62.4%        | 59.8%        | 56.1%        |
| <b>% Male</b>   | 43.6%        | 42.1%        | 41.7%        | 40.6%        | 42.0%        | 40.2%        | 38.1%        | 37.6%        | 40.2%        | 43.9%        |

Note: Excludes students not reporting gender  
Source: SBCTC Data Warehouse (Student), MIS\_STAT<>0; FSPriCat=1

Last updated on September 17, 2010  
GRCC • Research and Planning Office • Loan Spencer

## Green River Community College Fall Quarter - Gender State-Supported

### Students

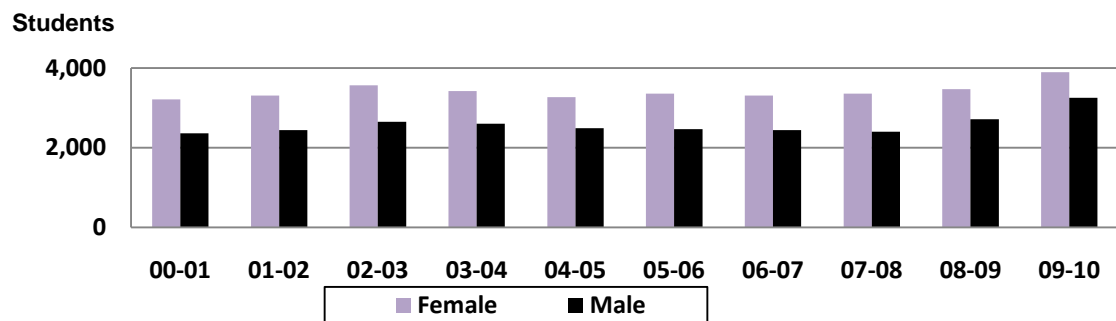


| <b>Fall</b>     | <b>00-01</b> | <b>01-02</b> | <b>02-03</b> | <b>03-04</b> | <b>04-05</b> | <b>05-06</b> | <b>06-07</b> | <b>07-08</b> | <b>08-10</b> | <b>09-10</b> |
|-----------------|--------------|--------------|--------------|--------------|--------------|--------------|--------------|--------------|--------------|--------------|
| <b>Female</b>   | 3,474        | 3,328        | 3,653        | 3,700        | 3,347        | 3,524        | 3,533        | 3,485        | 3,723        | 3,962        |
| <b>Male</b>     | 2,605        | 2,514        | 2,692        | 2,773        | 2,608        | 2,605        | 2,618        | 2,504        | 2,853        | 3,216        |
| <b>Total</b>    | <b>6,079</b> | <b>5,842</b> | <b>6,345</b> | <b>6,473</b> | <b>5,955</b> | <b>6,129</b> | <b>6,151</b> | <b>5,989</b> | <b>6,576</b> | <b>7,178</b> |
| (Not Reporting) | 31           | 168          | 1            |              |              |              | 1            | 1            | 1            | 5            |
| <b>% Female</b> | 57.1%        | 57.0%        | 57.6%        | 57.2%        | 56.2%        | 57.5%        | 57.4%        | 58.2%        | 56.6%        | 55.2%        |
| <b>% Male</b>   | 42.9%        | 43.0%        | 42.4%        | 42.8%        | 43.8%        | 42.5%        | 42.6%        | 41.8%        | 43.4%        | 44.8%        |

Note: Excludes students not reporting gender  
Source: SBCTC Data Warehouse (Student), MIS\_STAT<>0; FSPriCat=1

Last updated on September 17, 2010  
GRCC • Research and Planning Office • Loan Spencer

**Green River Community College**  
**Winter Quarter - Gender**  
 State-Supported



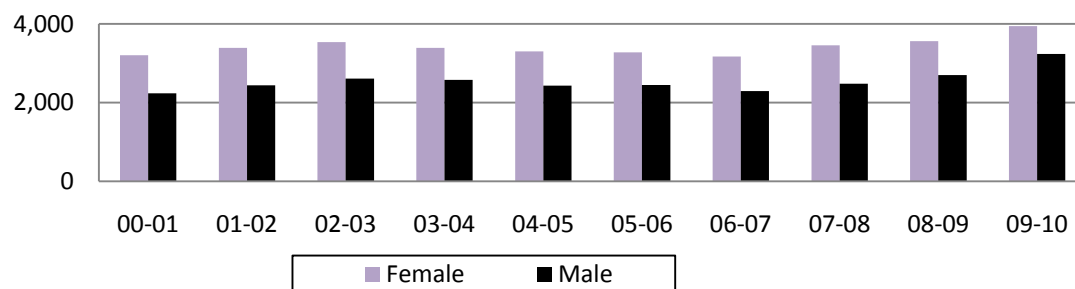
| <u>Winter</u>   | <u>00-01</u> | <u>01-02</u> | <u>02-03</u> | <u>03-04</u> | <u>04-05</u> | <u>05-06</u> | <u>06-07</u> | <u>07-08</u> | <u>08-09</u> | <u>09-10</u> |
|-----------------|--------------|--------------|--------------|--------------|--------------|--------------|--------------|--------------|--------------|--------------|
| <b>Female</b>   | 3,214        | 3,310        | 3,571        | 3,420        | 3,267        | 3,358        | 3,311        | 3,357        | 3,473        | 3,896        |
| <b>Male</b>     | 2,362        | 2,445        | 2,651        | 2,601        | 2,494        | 2,469        | 2,439        | 2,404        | 2,716        | 3,250        |
| <b>Total</b>    | <b>5,576</b> | <b>5,755</b> | <b>6,222</b> | <b>6,021</b> | <b>5,761</b> | <b>5,827</b> | <b>5,750</b> | <b>5,761</b> | <b>6,189</b> | <b>7,146</b> |
| (Not Reporting) | 30           | 97           | 2            |              |              | 2            |              | 2            |              | 1            |
| <b>% Female</b> | 57.6%        | 57.5%        | 57.4%        | 56.8%        | 56.7%        | 57.6%        | 57.6%        | 58.3%        | 56.1%        | 54.5%        |
| <b>% Male</b>   | 42.4%        | 42.5%        | 42.6%        | 43.2%        | 43.3%        | 42.4%        | 42.4%        | 41.7%        | 43.9%        | 45.5%        |

Note: Excludes students not reporting gender  
 Source: SBCTC Data Warehouse (Student), MIS\_STAT<>0; FSPriCat=1

Last updated on September 17, 2010  
 GRCC • Research and Planning Office • Loan Spencer

## Green River Community College Spring Quarter - Gender State-Supported

### Students



|                      | <u>00-01</u> | <u>01-02</u> | <u>02-03</u> | <u>03-04</u> | <u>04-05</u> | <u>05-06</u> | <u>06-07</u> | <u>07-08</u> | <u>08-09</u> | <u>09-10</u> |
|----------------------|--------------|--------------|--------------|--------------|--------------|--------------|--------------|--------------|--------------|--------------|
| <b>Spring Female</b> | 3,202        | 3,394        | 3,538        | 3,393        | 3,300        | 3,283        | 3,170        | 3,458        | 3,562        | 3,942        |
| <b>Male</b>          | 2,236        | 2,438        | 2,616        | 2,577        | 2,435        | 2,454        | 2,296        | 2,483        | 2,705        | 3,239        |
| <b>Total</b>         | <b>5,438</b> | <b>5,832</b> | <b>6,154</b> | <b>5,970</b> | <b>5,735</b> | <b>5,737</b> | <b>5,466</b> | <b>5,941</b> | <b>6,267</b> | <b>7,181</b> |
| (Not Reporting)      | 35           | 70           |              |              | 1            |              |              | 2            | 1            | 3            |
| <b>% Female</b>      | 58.9%        | 58.2%        | 57.5%        | 56.8%        | 57.5%        | 57.2%        | 58.0%        | 58.2%        | 56.8%        | 54.9%        |
| <b>% Male</b>        | 41.1%        | 41.8%        | 42.5%        | 43.2%        | 42.5%        | 42.8%        | 42.0%        | 41.8%        | 43.2%        | 45.1%        |

Note: Excludes students not reporting gender  
Source: SBCTC Data Warehouse (Student), MIS\_STAT<>0; FSPriCat=1

Last updated on September 17, 2010  
GRCC • Research and Planning Office • Loan Spencer