

Credit Milestones Trend: 30 Credits Year 1

Cohort: All Students

College Entry Quarter: All

Level: Green River

Intent: All

Disaggregation: Race/Ethnicity (Alone)

Race/Ethnicity (Alone or 2+ Races): (All)

Data will be shown only for years in which all selected quarters have outcomes data. If a year of interest is not shown below, adjust the Entry Quarter filter to include fewer quarters.

Cohort All Students

Entry Quarter All

Select College Green River

Education Intent All

Milestone 30 Credits Year 1

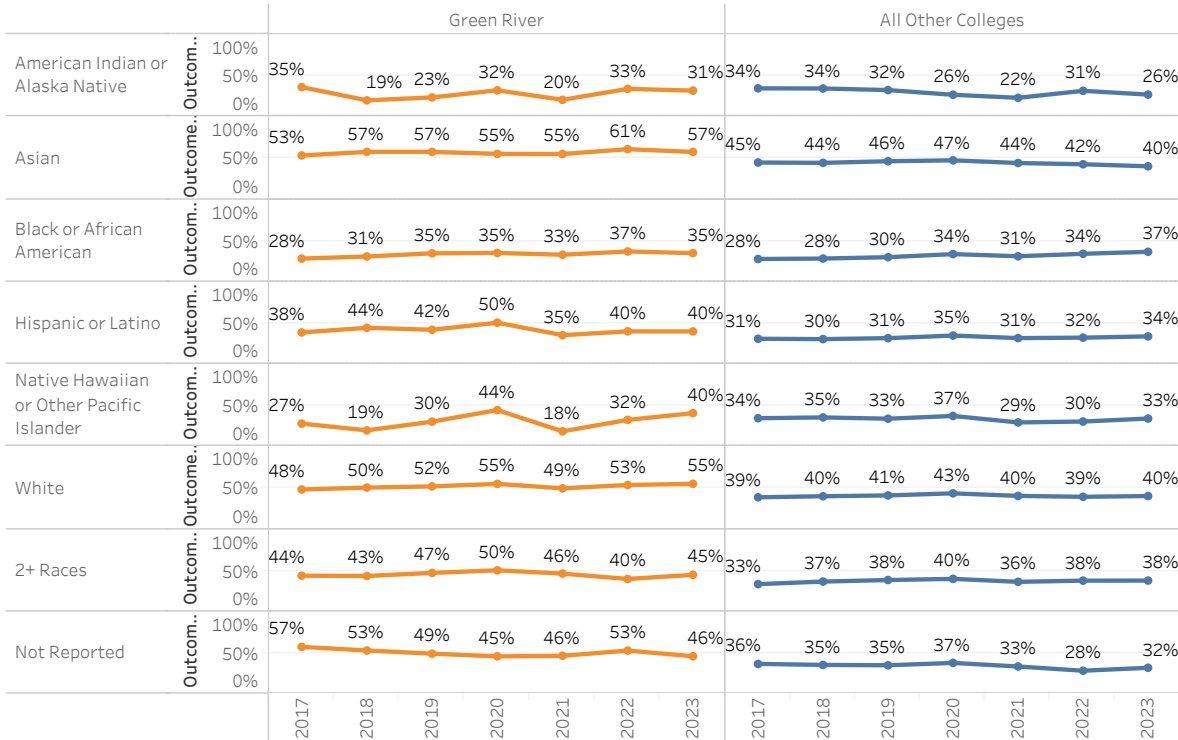
Disaggregation Race/Ethnicity (Alone)

Race/Ethnicity (Alone or 2+ Races) (All)

Reporting Year Multiple values

Reporting Level Green River

Non-International



Colleges included: Bellevue, Clark, Everett, Green River, Highline, Pierce, Renton, Tacoma, and Whatcom

Note: Groups with a total of less than 10 students are suppressed to protect the release of potentially identifiable student information.



Credit Milestones Trend: 30 Credits Year 2

Cohort: All Students

College Entry Quarter: All

Level: Green River

Intent: All

Disaggregation: Race/Ethnicity (Alone)

Race/Ethnicity (Alone or 2+ Races): (All)

Data will be shown only for years in which all selected quarters have outcomes data. If a year of interest is not shown below, adjust the Entry Quarter filter to include fewer quarters.

Cohort All Students

Entry Quarter All

Select College Green River

Education Intent All

Milestone 30 Credits Year 2

Disaggregation Race/Ethnicity (Alone)

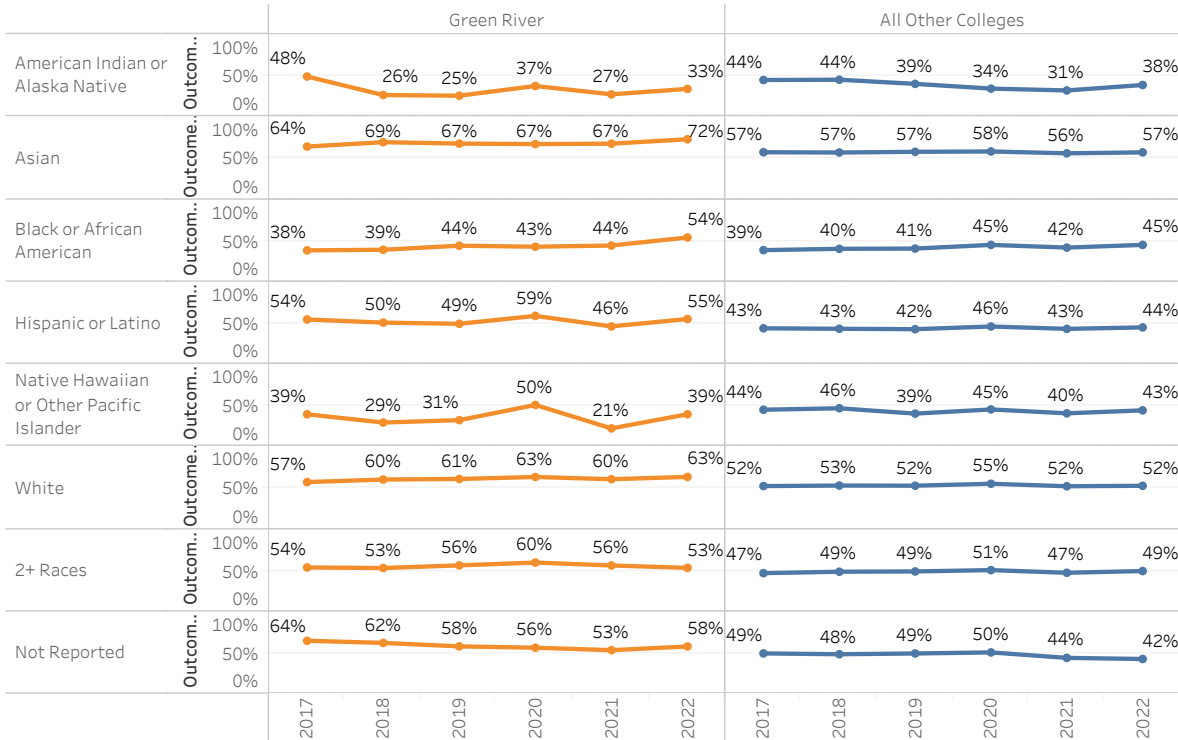
Race/Ethnicity (Alone or 2+ Races) (All)

Reporting Year Multiple values

Reporting Level

Green River

Non-International



Colleges included: Bellevue, Clark, Everett, Green River, Highline, Pierce, Renton, Tacoma, and Whatcom

Note: Groups with a total of less than 10 students are suppressed to protect the release of potentially identifiable student information.



**Credit Milestones Trend: 30 Credits Year 3**

**Cohort: All Students**

**College Entry Quarter: All**

**Level: Green River**

**Intent: All**

**Disaggregation: Race/Ethnicity (Alone)**

**Race/Ethnicity (Alone or 2+ Races): (All)**

Data will be shown only for years in which all selected quarters have outcomes data. If a year of interest is not shown below, adjust the Entry Quarter filter to include fewer quarters.

**Cohort**   
All Students

**Entry Quarter**  
All

**Select College**  
Green River

**Education Intent**  
All

**Milestone**  
30 Credits Year 3

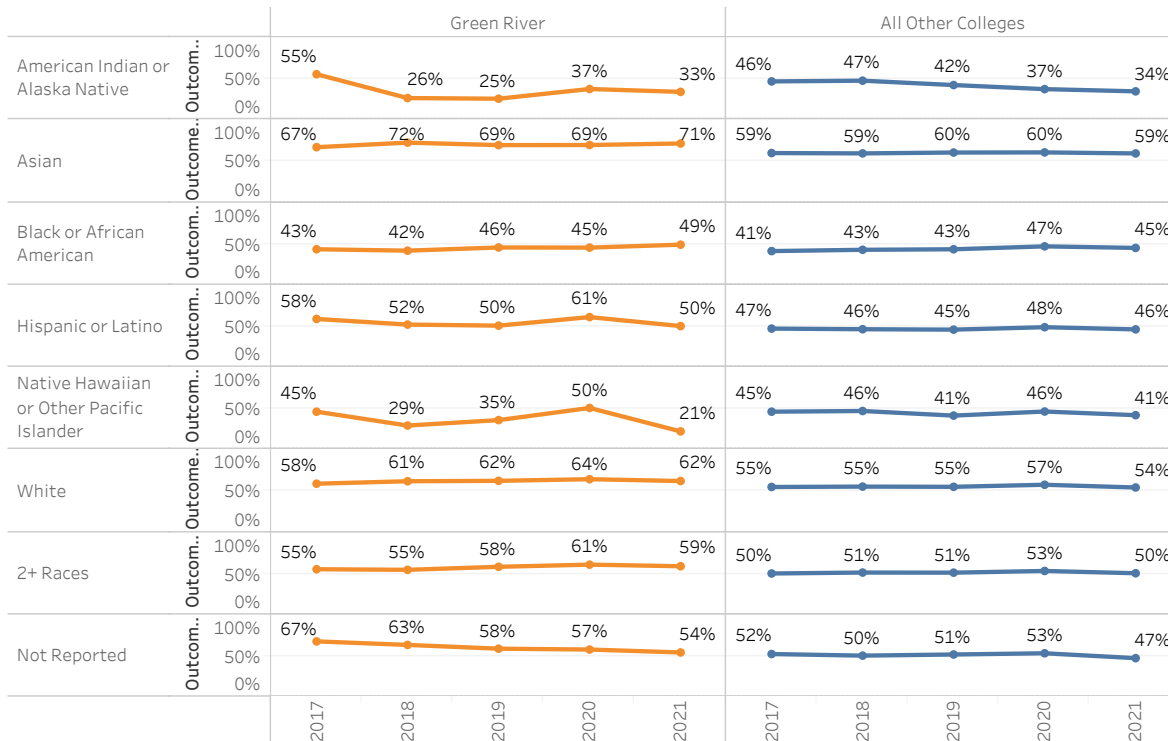
**Disaggregation**  
Race/Ethnicity (Alone)

**Race/Ethnicity (Alone or 2+ Races)**  
(All)

**Reporting Year**  
Multiple values

**Reporting Level**  
Green River

Non-International



Colleges included: Bellevue, Clark, Everett, Green River, Highline, Pierce, Renton, Tacoma, and Whatcom

Note: Groups with a total of less than 10 students are suppressed to protect the release of potentially identifiable student information.



Credit Milestones Trend: 30 Credits Year 4

Cohort: All Students

College Entry Quarter: All

Level: Green River

Intent: All

Disaggregation: Race/Ethnicity (Alone)

Race/Ethnicity (Alone or 2+ Races): (All)

Data will be shown only for years in which all selected quarters have outcomes data. If a year of interest is not shown below, adjust the Entry Quarter filter to include fewer quarters.

Cohort  All Students

Entry Quarter All

Select College Green River


Education Intent All

Milestone 30 Credits Year 4

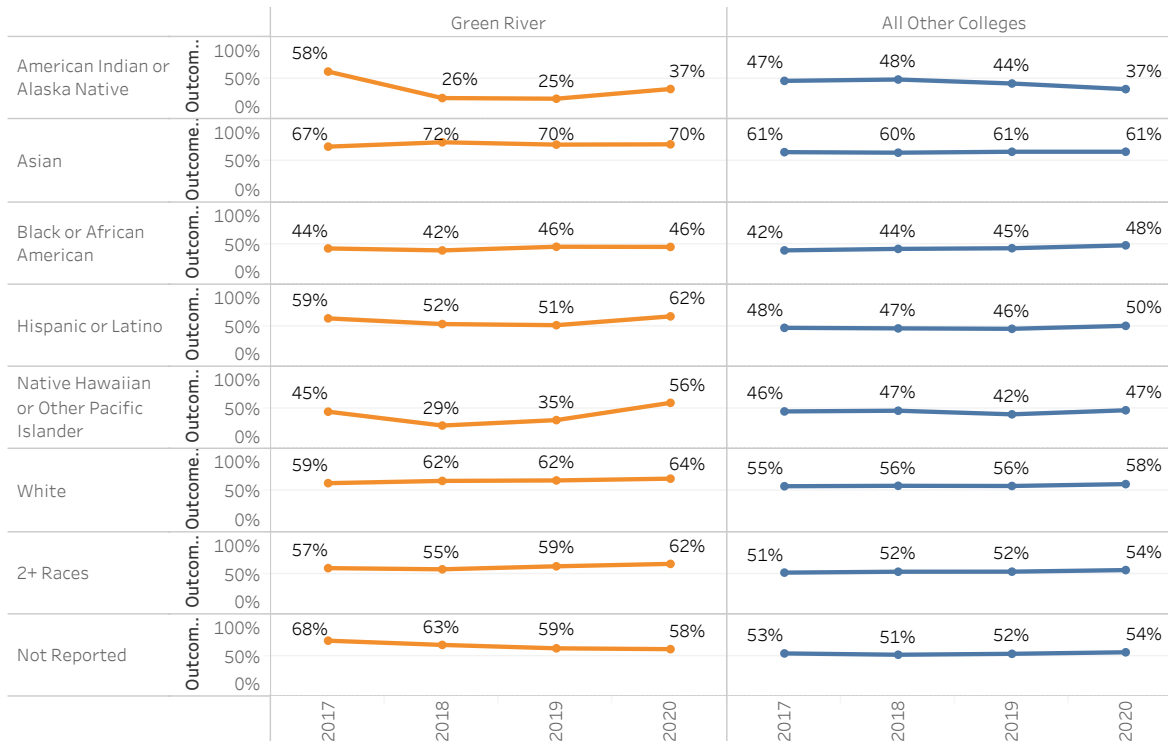
Disaggregation Race/Ethnicity (Alone)

Race/Ethnicity (Alone or 2+ Races) (All)

Reporting Year Multiple values

Reporting Level  Green River

Non-International



Colleges included: Bellevue, Clark, Everett, Green River, Highline, Pierce, Renton, Tacoma, and Whatcom

Note: Groups with a total of less than 10 students are suppressed to protect the release of potentially identifiable student information.

