

Credit Milestones Trend: **Math Year 1**
 Cohort: **All Students**
 College Entry Quarter: **All**
 Level: **Green River**
 Intent: **All**
 Disaggregation: **Summary**
 Race/Ethnicity (Alone or 2+ Races): **(All)**

Data will be shown only for years in which all selected quarters have outcomes data. If a year of interest is not shown below, adjust the Entry Quarter filter to include fewer quarters.

Cohort 
 All Students

Entry Quarter
 All

Select College
 Green River



Education Intent
 All

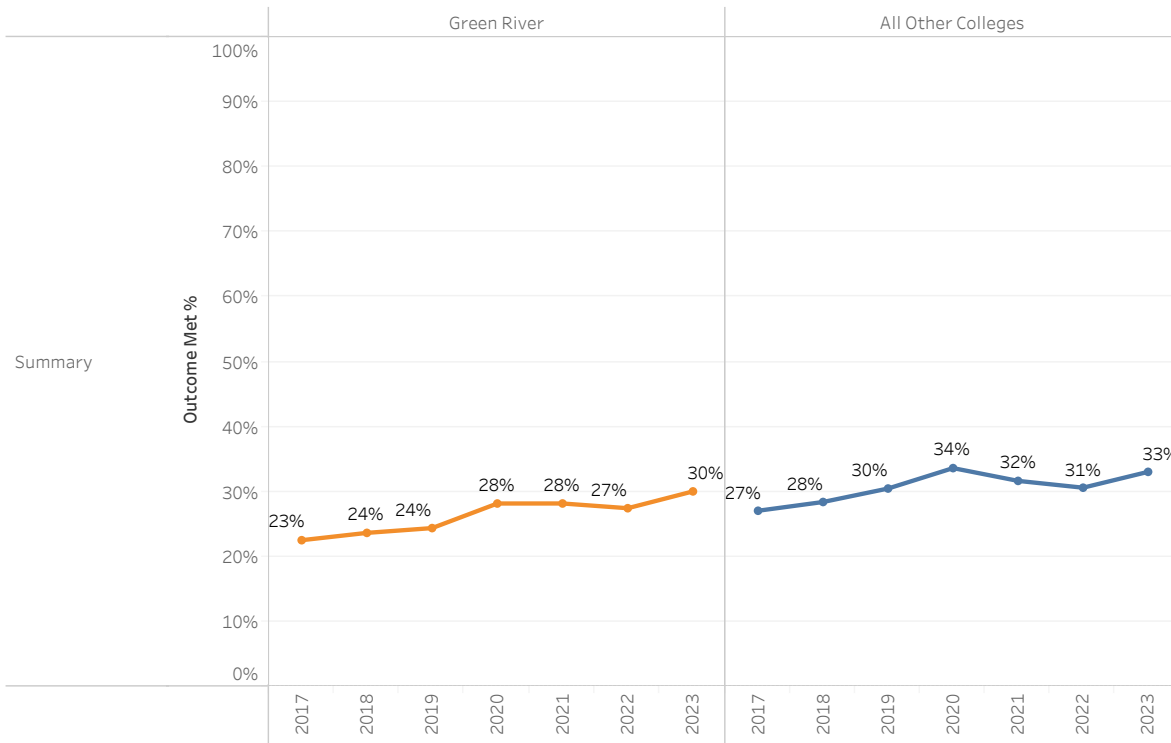
Milestone
 Math Year 1

Disaggregation
 Summary

Race/Ethnicity
 (Alone or 2+ Races)
 (All)

Reporting Year
 Multiple values

Reporting Level
 Green River
 Non-International



Colleges included: Bellevue, Clark, Everett, Green River, Highline, Pierce, Renton, Tacoma, and Whatcom



Note: Groups with a total of less than 10 students are suppressed to protect the release of potentially identifiable student information.

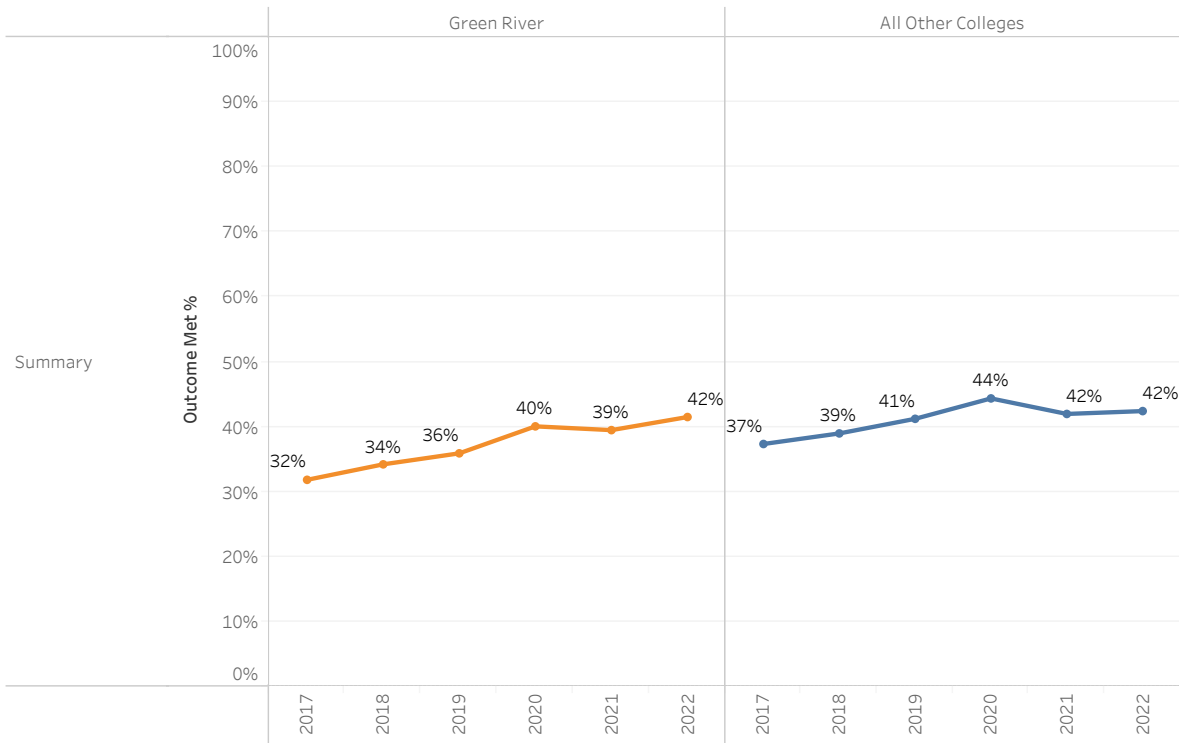


Credit Milestones - Math Year 1

Credit Milestones Trend: **Math Year 2**
 Cohort: **All Students**
 College Entry Quarter: **All**
 Level: **Green River**
 Intent: **All**
 Disaggregation: **Summary**
 Race/Ethnicity (Alone or 2+ Races): **(All)**

Data will be shown only for years in which all selected quarters have outcomes data. If a year of interest is not shown below, adjust the Entry Quarter filter to include fewer quarters.

- Cohort  All Students
- Entry Quarter All
- Select College Green River
- Education Intent All
- Milestone Math Year 2
- Disaggregation Summary
- Race/Ethnicity (Alone or 2+ Races) (All)
- Reporting Year Multiple values
- Reporting Level  Green River
Non-International






Colleges included: Bellevue, Clark, Everett, Green River, Highline, Pierce, Renton, Tacoma, and Whatcom

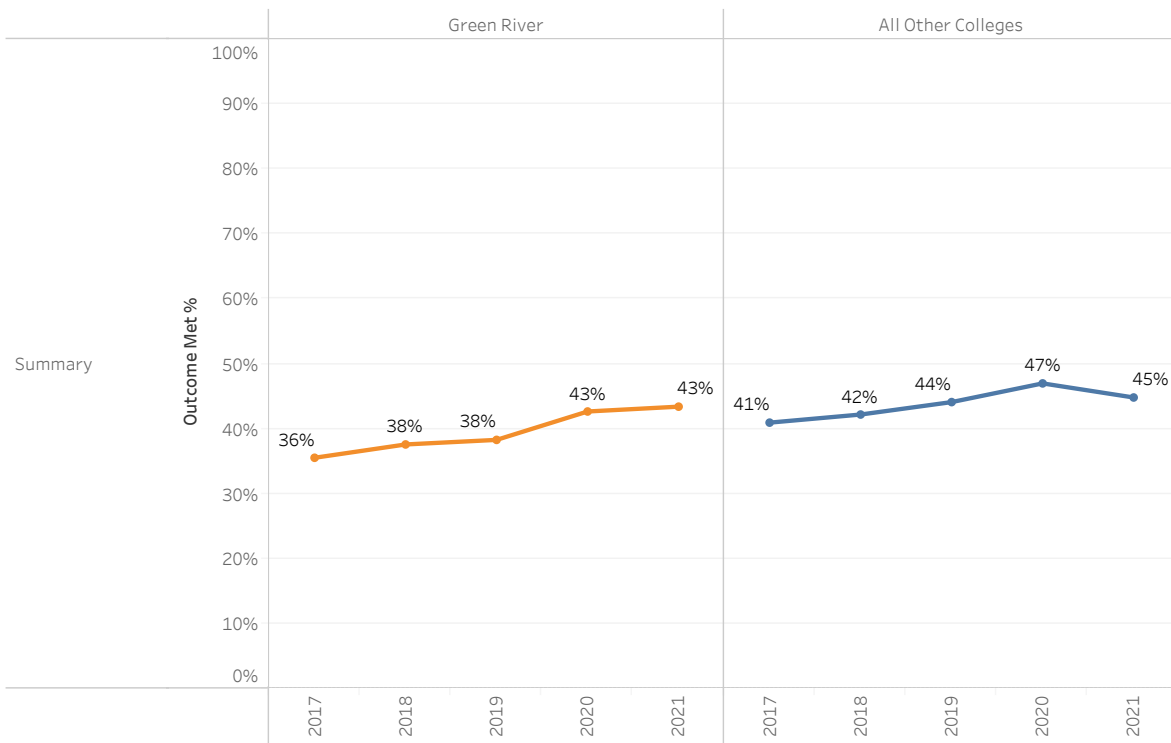
Note: Groups with a total of less than 10 students are suppressed to protect the release of potentially identifiable student information.



Credit Milestones Trend: **Math Year 3**
 Cohort: **All Students**
 College Entry Quarter: **All**
 Level: **Green River**
 Intent: **All**
 Disaggregation: **Summary**
 Race/Ethnicity (Alone or 2+ Races): **(All)**

Data will be shown only for years in which all selected quarters have outcomes data. If a year of interest is not shown below, adjust the Entry Quarter filter to include fewer quarters.

- Cohort  All Students
- Entry Quarter All
- Select College Green River
- Education Intent All
- Milestone Math Year 3
- Disaggregation Summary
- Race/Ethnicity (Alone or 2+ Races) (All)
- Reporting Year Multiple values
- Reporting Level  Green River  Non-International






Colleges included: Bellevue, Clark, Everett, Green River, Highline, Pierce, Renton, Tacoma, and Whatcom

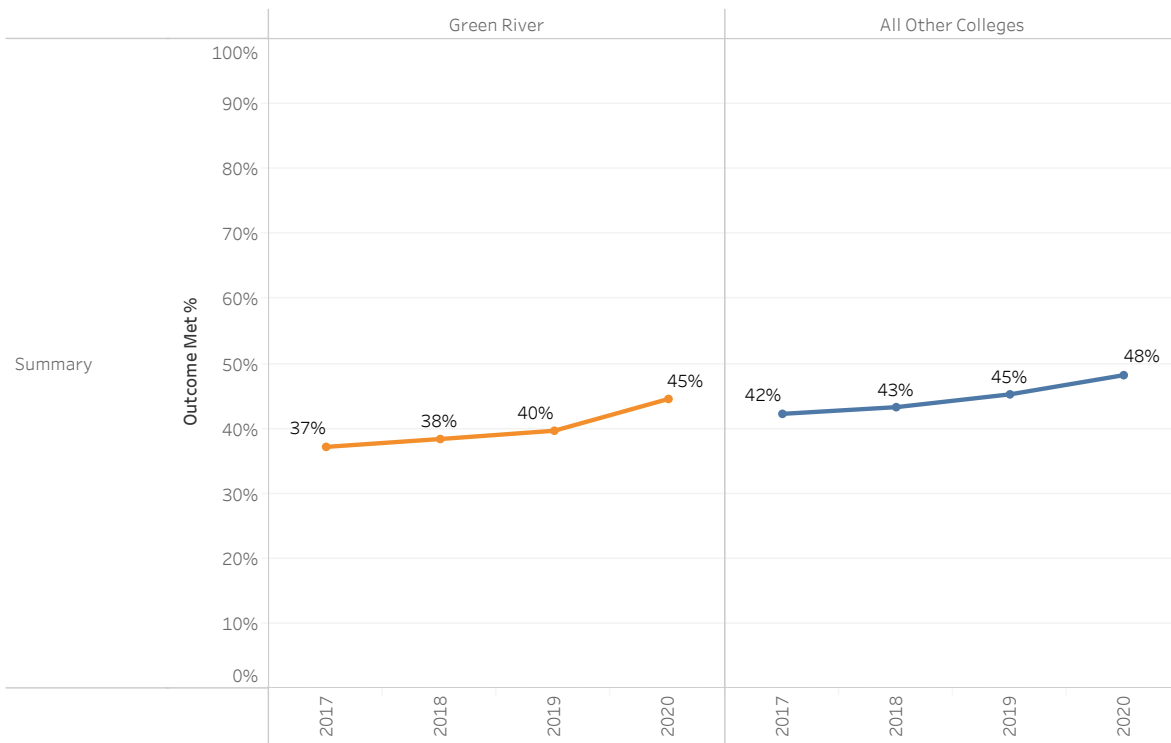
Note: Groups with a total of less than 10 students are suppressed to protect the release of potentially identifiable student information.



Credit Milestones Trend: **Math Year 4**
 Cohort: **All Students**
 College Entry Quarter: **All**
 Level: **Green River**
 Intent: **All**
 Disaggregation: **Summary**
 Race/Ethnicity (Alone or 2+ Races): **(All)**

Data will be shown only for years in which all selected quarters have outcomes data. If a year of interest is not shown below, adjust the Entry Quarter filter to include fewer quarters.

- Cohort  All Students
- Entry Quarter All
- Select College Green River
- Education Intent All
- Milestone Math Year 4
- Disaggregation Summary
- Race/Ethnicity (Alone or 2+ Races) (All)
- Reporting Year Multiple values
- Reporting Level  Green River  Non-International



Colleges included: Bellevue, Clark, Everett, Green River, Highline, Pierce, Renton, Tacoma, and Whatcom

Note: Groups with a total of less than 10 students are suppressed to protect the release of potentially identifiable student information.

