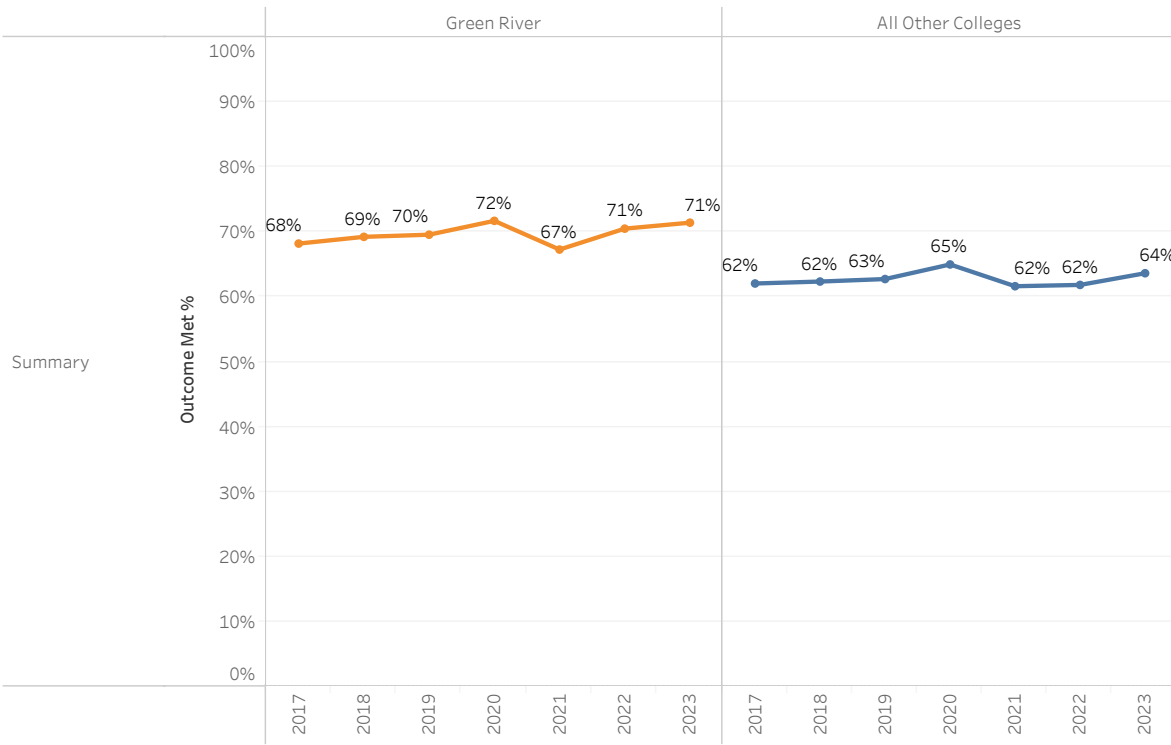


Credit Milestones Trend: **15 Credits Year 1**
 Cohort: **All Students**
 College Entry Quarter: **All**
 Level: **Green River**
 Intent: **All**
 Disaggregation: **Summary**
 Race/Ethnicity (Alone or 2+ Races): **(All)**

Data will be shown only for years in which all selected quarters have outcomes data. If a year of interest is not shown below, adjust the Entry Quarter filter to include fewer quarters.

- Cohort All Students
- Entry Quarter All
- Select College Green River
- Education Intent All
- Milestone 15 Credits Year 1
- Disaggregation Summary
- Race/Ethnicity (Alone or 2+ Races) (All)
- Reporting Year Multiple values
- Reporting Level ■ Green River ■ Non-International



Colleges included: Bellevue, Clark, Everett, Green River, Highline, Pierce, Renton, Tacoma, and Whatcom

Note: Groups with a total of less than 10 students are suppressed to protect the release of potentially identifiable student information.



Credit Milestones Trend: [English Year 2](#)
 Cohort: [All Students](#)
 College Entry Quarter: [All](#)
 Level: [Green River](#)
 Intent: [All](#)
 Disaggregation: [Summary](#)
 Race/Ethnicity (Alone or 2+ Races): [\(All\)](#)

Data will be shown only for years in which all selected quarters have outcomes data. If a year of interest is not shown below, adjust the Entry Quarter filter to include fewer quarters.

Cohort 
 All Students

Entry Quarter
 All

Select College
 Green River



Education Intent
 All

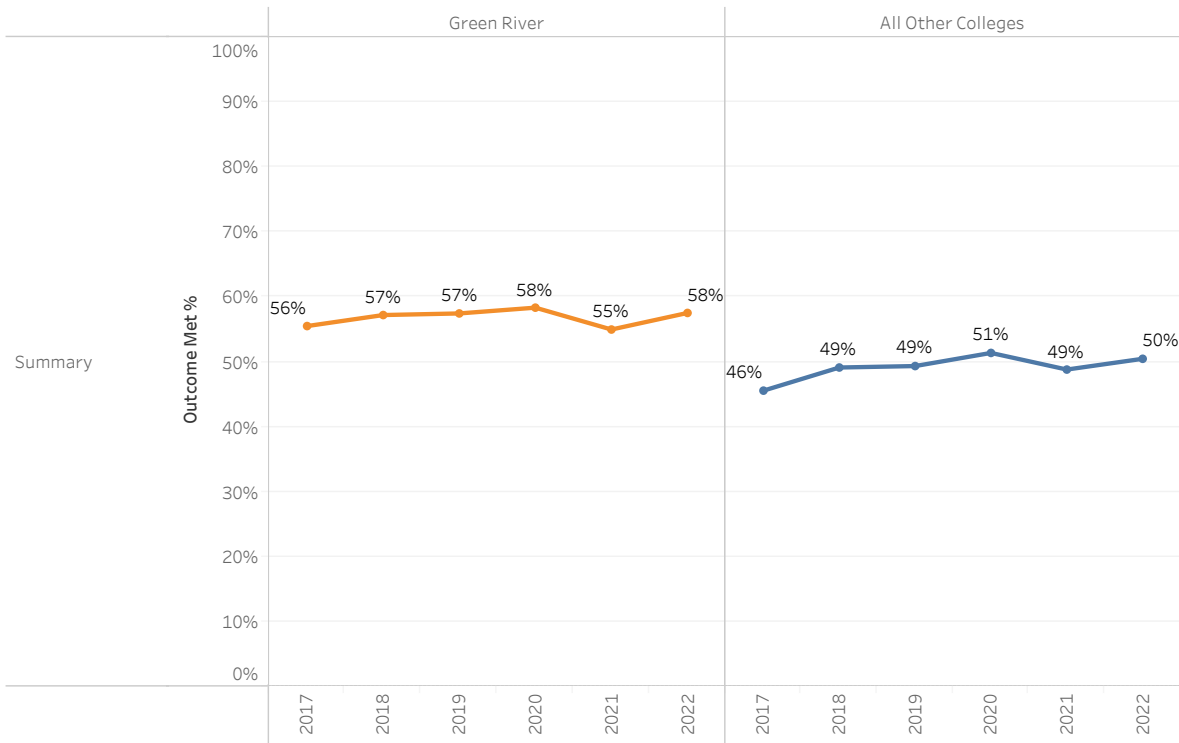
Milestone
 English Year 2

Disaggregation
 Summary

Race/Ethnicity
 (Alone or 2+ Races)
 (All)

Reporting Year
 Multiple values

Reporting Level
 Green River
 Non-International



Colleges included: Bellevue, Clark, Everett, Green River, Highline, Pierce, Renton, Tacoma, and Whatcom

Note: Groups with a total of less than 10 students are suppressed to protect the release of potentially identifiable student information.



Credit Milestones Trend: 15 Credits Year 3

Cohort: All Students

College Entry Quarter: All

Level: Green River

Intent: All

Disaggregation: Summary

Race/Ethnicity (Alone or 2+ Races): (All)

Data will be shown only for years in which all selected quarters have outcomes data. If a year of interest is not shown below, adjust the Entry Quarter filter to include fewer quarters.

Cohort ?
All Students

Entry Quarter
All

Select College
Green River

Education Intent
All

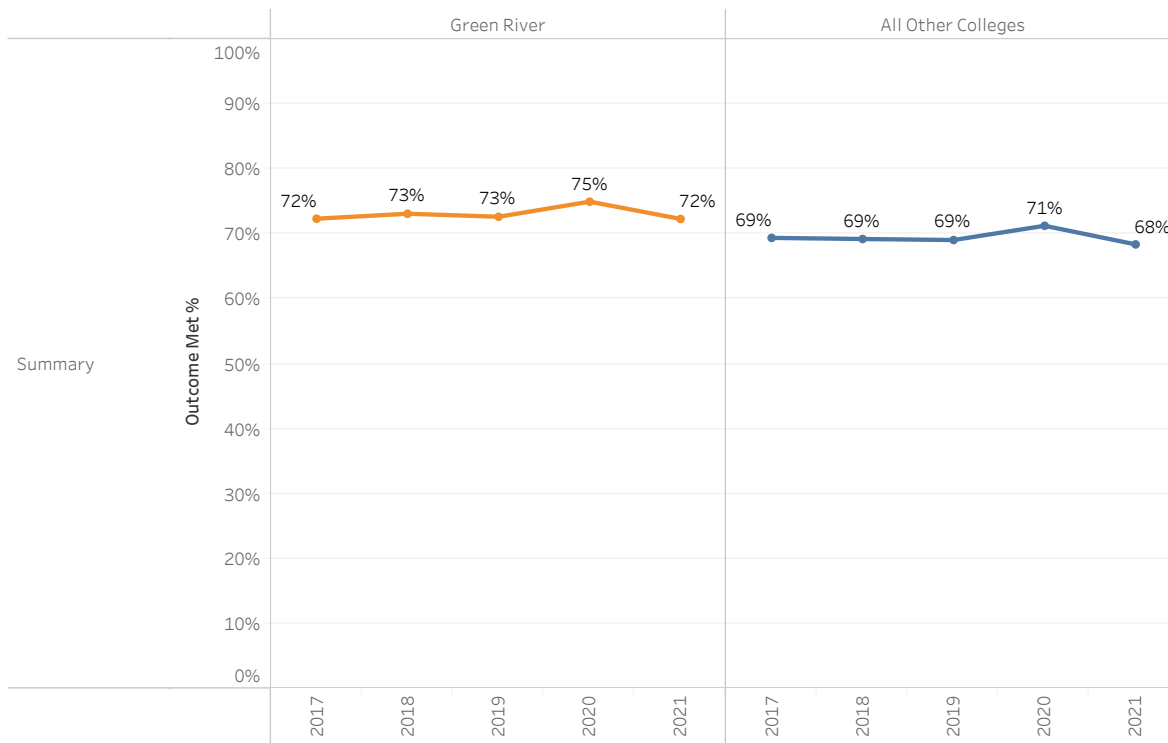
Milestone
15 Credits Year 3

Disaggregation
Summary

Race/Ethnicity
(Alone or 2+ Races)
(All)

Reporting Year
Multiple values

Reporting Level
Green River
Non-International



Colleges included: Bellevue, Clark, Everett, Green River, Highline, Pierce, Renton, Tacoma, and Whatcom

Note: Groups with a total of less than 10 students are suppressed to protect the release of potentially identifiable student information.



Credit Milestones Trend: 15 Credits Year 4

Cohort: All Students

College Entry Quarter: All

Level: Green River

Intent: All

Disaggregation: Summary

Race/Ethnicity (Alone or 2+ Races): (All)

Data will be shown only for years in which all selected quarters have outcomes data. If a year of interest is not shown below, adjust the Entry Quarter filter to include fewer quarters.

Cohort 
All Students

Entry Quarter
All

Select College
Green River



Education Intent
All

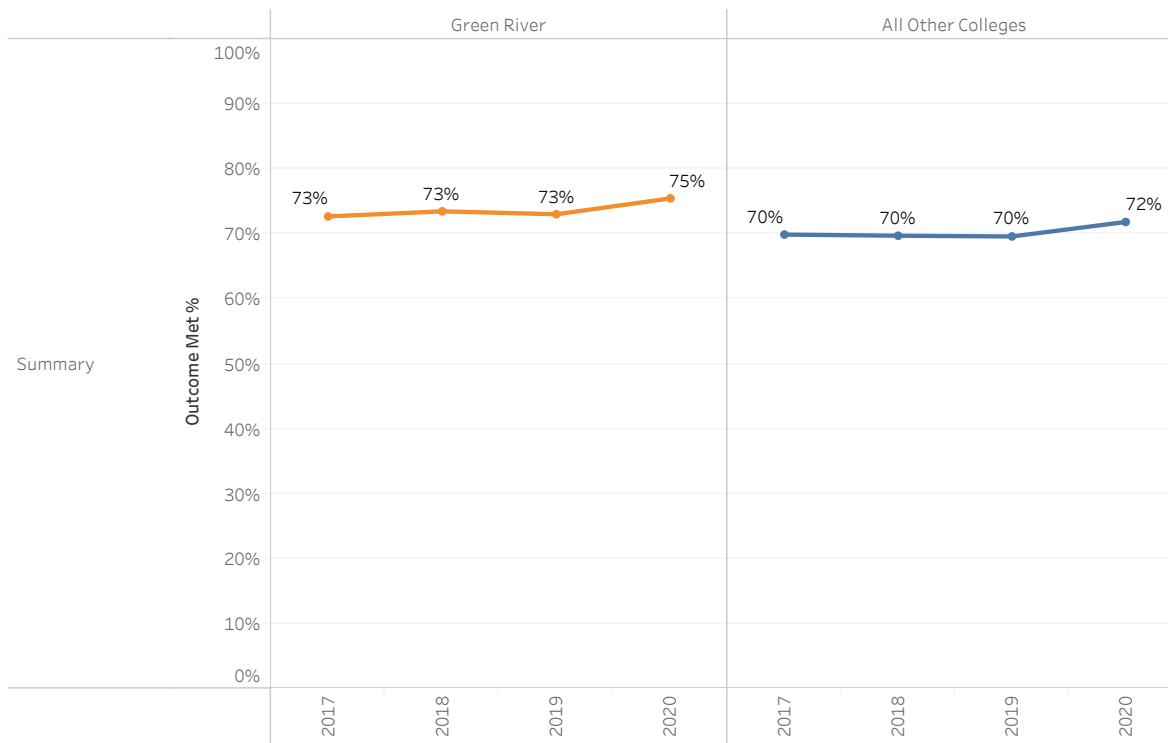
Milestone
15 Credits Year 4

Disaggregation
Summary

Race/Ethnicity
(Alone or 2+ Races)
(All)

Reporting Year
Multiple values

Reporting Level
 Green River
 Non-International



Colleges included: Bellevue, Clark, Everett, Green River, Highline, Pierce, Renton, Tacoma, and Whatcom

Note: Groups with a total of less than 10 students are suppressed to protect the release of potentially identifiable student information.

